

SYNTAX ETF TRUST

Syntax Stratified LargeCap ETF (SSPY)
Syntax Stratified MidCap ETF (SMDY)
Syntax Stratified SmallCap ETF (SSLY)
Syntax Stratified U.S. Total Market ETF (SYUS)
Syntax Stratified U.S. Total Market Hedged ETF (SHUS)
Syntax Stratified Total Market II ETF (SYII)
(each, a “Fund” and collectively, the “Funds”)

Principal U.S. Listing Exchange: NYSE Arca, Inc.

Supplement dated February 29, 2024 to the currently effective Prospectus and Statement of Additional Information (the “SAI”) for the Funds.

This supplement provides new and additional information beyond that contained in the Prospectus and SAI for the Funds and should be read in conjunction with those documents.

Upon the recommendation of Syntax Advisors, LLC, the investment adviser to the Funds, the Board of Trustees of Syntax ETF Trust approved an Agreement and Plan of Reorganization (the “Plan”), providing for the reorganization of the Funds with and into two newly created series (each, an “Acquiring Fund” and the “Acquiring Funds”) of Exchange Listed Funds Trust (“ELFT”).

Pursuant to the Plan, each of the Syntax Stratified LargeCap ETF, Syntax Stratified MidCap ETF, Syntax Stratified SmallCap ETF, Syntax Stratified U.S. Total Market ETF, and Syntax Stratified Total Market II ETF will be reorganized with and into the Stratified LargeCap Index ETF, a series of ELFT, and the Syntax Stratified U.S. Total Market Hedged ETF will be reorganized with and into the Stratified LargeCap Hedged ETF, a series of ELFT (each, a “Reorganization” and together, the “Reorganizations”). The Plan generally provides that each Fund will (1) transfer all of its assets to the corresponding Acquiring Fund in exchange solely for shares of the Acquiring Fund and the Acquiring Fund’s assumption of the Fund’s liabilities, and (2) distribute the shares received from the Acquiring Fund pro rata to the shareholders of the corresponding Fund. After consummation of the Plan, each Fund will be terminated as a series of the Trust. If approved by the shareholders of the Funds, the Reorganizations are expected to close in the third quarter of 2024. Following the Reorganizations, Exchange Traded Concepts, LLC will serve as the investment adviser for each Acquiring Fund.

More detailed information about the Reorganizations and the changes that will result from the Reorganizations will be provided in a proxy statement that is expected to be sent to shareholders in the coming weeks. When you receive your proxy statement, please review it and cast your vote to avoid any future solicitations. Shares of the Funds will continue to trade on the NYSE Arca, Inc. until the Reorganizations occur.

PLEASE RETAIN THIS SUPPLEMENT FOR FUTURE REFERENCE.

SYNTAX ETF TRUST

Syntax Stratified LargeCap ETF (SSPY)
Syntax Stratified MidCap ETF (SMDY)
Syntax Stratified SmallCap ETF (SSLY)
Syntax Stratified U.S. Total Market ETF (SYUS)
Syntax Stratified U.S. Total Market Hedged ETF (SHUS)
Syntax Stratified Total Market II ETF (SYII) Syntax Stratified LargeCap II ETF (SPYS)
(each, a “Fund” and collectively, the “Funds”)

Principal U.S. Listing Exchange: NYSE Arca, Inc.

Supplement dated February 29, 2024 to the currently effective Prospectus and Statement of Additional Information (the “SAI”) for the Funds.

This supplement provides new and additional information beyond that contained in the Prospectus and SAI for the Funds and should be read in conjunction with those documents.

Effective February 22, 2024, Glenn Freed no longer serves as a portfolio manager of the Funds. Accordingly, effective immediately, all references to Mr. Freed in the Funds’ Prospectus and SAI are hereby deleted.

PLEASE RETAIN THIS SUPPLEMENT FOR FUTURE REFERENCE.

Syntax ETF Trust

Syntax Stratified U.S. Total Market ETF (Ticker Symbol: SYUS)
(the “Fund”)

Supplement dated January 31, 2024 to the Fund’s currently effective
Prospectus (the “Prospectus”)
dated May 1, 2023

This supplement amends certain information in the Prospectus and should be read in conjunction with that document. Effective immediately, the information under the sections titled “FEES AND EXPENSES OF THE FUND” and “Example” are deleted in their entirety and replaced with the following:

FEES AND EXPENSES OF THE FUND

This table describes the fees and expenses that you may pay if you buy, hold and sell shares of the Fund. **You may pay other fees, such as brokerage commissions and other fees to financial intermediaries, which are not reflected in the table and Example below.**

Annual Fund Operating Expenses
(Expenses that you pay each year as a percentage of the value of your investment):

Management fees	0.75%
Distribution and service (12b-1) Fees ¹	None
Acquired Fund Fees and Expenses ²	0.32%
Other Expenses	0.00%
Total Annual Fund Operating Expenses	1.07%
Fee Waiver/Expense Reimbursement ³	(0.72)%
Total Annual Fund Operating Expenses After Fee Waiver/Expense Reimbursement	0.35%

- (1) The Fund currently pays no 12b-1 fees.
- (2) The Fund may incur “Acquired Fund Fees and Expenses.” Acquired Fund Fees and Expenses reflect the Fund’s pro rata share of the fees and expenses incurred by investing in other investment companies, including ETFs. The impact of Acquired Fund Fees and Expenses are included in the total returns of the Fund unless they are waived.
- (3) Pursuant to an Expense Limitation and Reimbursement Agreement (“Expense Agreement”), Syntax Advisors, LLC (the “Adviser”) has contractually agreed to waive its fees and absorb expenses until at least May 1, 2024, thereafter subject to annual re-approval by the Fund’s Board of Trustees, to ensure that Total Annual Fund Operating Expenses (except any (i) interest expense, (ii) taxes, (iii) brokerage expenses and other expenses (such as stamp taxes) connected with the execution of portfolio transactions or in connection with creation and redemption transactions, (iv) expenses associated with shareholder meetings, (v) compensation and expenses of the Independent Trustees, (vi) compensation and expenses of the Trust’s chief compliance officer and his or her staff, (vii) distribution fees and expenses paid by the Trust under any distribution plan adopted pursuant to Rule 12b-1 under the Investment Company Act of 1940 (the “1940 Act”), (viii) legal fees or expenses in connection with any arbitration, litigation or pending or threatened arbitration or litigation, including any settlements in connection therewith, and (ix) extraordinary expenses of the Fund) do not exceed 0.35% (the “Expense Cap”). The Expense Agreement further provides that the Adviser will reimburse a portion of its management fees for the Fund in an amount equal to the Acquired Fund Fees and Expenses attributable to the Fund’s investments in other series of the Trust or in funds advised or sub-advised by Vantage Consulting Group, Inc., the sub-adviser, as is defined below, through at least May 1, 2024. The Expense Agreement may be terminated only upon written agreement of the Trust and Adviser. Subject to approval by the Fund’s Board of Trustees, any waiver and/or reimbursement under the Expense Agreement is subject to repayment by the Fund within 36 months following the month in which fees are waived or reimbursed, if such repayment does not cause the Fund’s expense ratio (after the repayment is taken into account) to exceed either: (i) the expense cap in place at the time such amounts were waived or reimbursed; or (ii) the Fund’s current Expense Cap.

Example

This Example is intended to help you compare the cost of investing in the Fund with the cost of investing in other funds. The Example assumes that you invest \$10,000 in the Fund for the time periods indicated, and then sell all of your Fund Shares at the end of those periods. The Example also assumes that your investment has a 5% return each year and that the Fund’s operating expenses remain the same. The dollar amounts shown below is reduced by the Adviser’s agreement to waive fees and/or reimburse fund expenses only in the first year of each period. Although your actual costs may be higher or lower, based on these assumptions your costs would be:

1 Year	3 Years	5 Years	10 Years
\$36	\$269	\$520	\$1,241

The foregoing changes do not affect the fees and expenses of the Fund.

Please retain this Supplement for future reference.

PROSPECTUS

Syntax ETF Trust (the “Trust”)

Syntax Stratified LargeCap ETF (SSPY)
Syntax Stratified MidCap ETF (SMDY)
Syntax Stratified SmallCap ETF (SSLY)
Syntax Stratified U.S. Total Market ETF (SYUS)
Syntax Stratified U.S. Total Market Hedged ETF (SHUS)
Syntax Stratified Total Market II ETF (SYII)
Syntax Stratified LargeCap II ETF (SPYS)

May 1, 2023

Principal U.S. Listing Exchange: NYSE Arca, Inc.

Syntax ETF Trust (the “Trust”) is a registered investment company that consists of separate investment portfolios (each a “Fund”, and collectively the “Funds” or “Syntax Funds”). This Prospectus relates to the following portfolios of the Trust:

NAME	CUSIP	SYMBOL
Syntax Stratified LargeCap ETF	87166N106	SSPY
Syntax Stratified MidCap ETF	87166N205	SMDY
Syntax Stratified SmallCap ETF	87166N304	SSLY
Syntax Stratified U.S. Total Market ETF	87166N403	SYUS
Syntax Stratified U.S. Total Market Hedged ETF	87166N502	SHUS
Syntax Stratified Total Market II ETF	87166N700	SYII
Syntax Stratified LargeCap II ETF	N/A	SPYS

Each of the Funds is an exchange-traded fund (“ETF”). This means that shares of each Fund are listed on NYSE Arca, Inc., its Principal U.S. Listing Exchange, a national securities exchange, and trade at market prices. The market price for each Fund’s shares may be different from its net asset value per share (the “NAV”). Each Fund has its own CUSIP number and exchange trading symbol as shown above. Syntax Stratified LargeCap II ETF had not commenced operations as of the date of this Prospectus. As of the date of this Prospectus, the shares of the Syntax Stratified LargeCap II ETF are not yet listed or available for purchase. The Trust will announce the listing of the Syntax Stratified LargeCap II ETF’s shares on its website if and when they become available for purchase through a broker or other financial intermediary.

The Securities and Exchange Commission (“SEC”) has not approved or disapproved these securities or passed upon the accuracy or adequacy of this Prospectus. Any representation to the contrary is a criminal offense. Shares in the Funds are not guaranteed or insured by the Federal Deposit Insurance Corporation or any other agency of the U.S. Government, nor are Shares deposits or obligations of any bank. It is possible to lose money by investing in the Funds.

Table of Contents

SYNTAX STRATIFIED LARGE CAP ETF	3
SYNTAX STRATIFIED MIDCAP ETF	9
SYNTAX STRATIFIED SMALLCAP ETF	15
SYNTAX STRATIFIED U.S. TOTAL MARKET ETF	21
SYNTAX STRATIFIED U.S. TOTAL MARKET HEDGED ETF	26
SYNTAX STRATIFIED TOTAL MARKET II ETF	34
SYNTAX STRATIFIED LARGE CAP II ETF	40
ADDITIONAL STRATEGIES INFORMATION	44
ADDITIONAL RISK INFORMATION	47
MANAGEMENT	52
INDEX/TRADEMARK LICENSES AND DISCLAIMER	57
ADDITIONAL PURCHASE AND SALE INFORMATION	58
DISTRIBUTIONS	59
PORTFOLIO HOLDINGS DISCLOSURE	60
U.S. FEDERAL INCOME TAXATION	60
GENERAL INFORMATION	63
PREMIUM/DISCOUNT INFORMATION	63
CODE OF ETHICS	63
DISTRIBUTION PLAN	64
OTHER INFORMATION	64
FINANCIAL HIGHLIGHTS	64
WHERE TO LEARN MORE ABOUT THE FUNDS	71

SYNTAX STRATIFIED LARGE CAP ETF

OBJECTIVE

The Syntax Stratified LargeCap ETF (the “Fund”) seeks to provide investment results that, before expenses, correspond generally to the total return performance of publicly traded equity securities of companies comprising the Syntax Stratified LargeCap Index (the “Index”).

FEES AND EXPENSES OF THE FUND

This table describes the fees and expenses that you may pay if you buy, hold and sell shares of the Fund (“Fund Shares”). **You may pay other fees, such as brokerage commissions and other fees to financial intermediaries, which are not reflected in this table and the Example below.**

Annual Fund Operating Expenses

(Expenses that you pay each year as a percentage of the value of your investment):

Management Fees	0.45%
Distribution and Service (12b-1) Fees ¹	0.00%
Other expenses	0.00%
Total Annual Fund Operating Expenses	0.45%
Fee Waiver and Expense Reimbursement ²	0.15%
Total Annual Fund Operating Expenses after Fee Waiver and Expense Reimbursement²	0.30%

(1) The Fund currently pays no 12b-1 fees.

(2) Pursuant to an Expense Limitation and Reimbursement Agreement (“Expense Agreement”), Syntax Advisors, LLC (the “Adviser”) has contractually agreed to waive its fees and absorb expenses of the Fund until at least May 1, 2024, thereafter subject to annual approval by the Fund’s Board of Trustees, to ensure that Total Annual Fund Operating Expenses (except any (i) interest expense, (ii) taxes, (iii) acquired fund fees and expenses, (iv) brokerage expenses and other expenses (such as stamp taxes) connected with the execution of portfolio transactions or in connection with creation and redemption transactions, (v) expenses associated with shareholder meetings, (vi) compensation and expenses of the Independent Trustees, (vii) compensation and expenses of the Trust’s chief compliance officer and his or her staff, (viii) distribution fees and expenses paid by the Trust under any distribution plan adopted pursuant to Rule 12b-1 under the Investment Company Act of 1940 (the “1940 Act”), (ix) legal fees or expenses in connection with any arbitration, litigation or pending or threatened arbitration or litigation, including any settlements in connection therewith, and (x) extraordinary expenses of the Fund) do not exceed 0.30% (the “Expense Cap”). The Expense Agreement may be terminated by the Fund’s Board of Trustees. Any waiver and/or reimbursement by the Adviser under the Expense Agreement is subject to reimbursement by the Fund within 36 months following the date fees were waived or expenses reimbursed, so long as such reimbursement does not cause the Fund’s Total Annual Fund Operating Expenses (after the reimbursement is taken into account) to exceed both: (i) the expense cap in place at the time such amounts were waived or reimbursed; and (ii) the Fund’s current Expense Cap.

Example:

This Example is intended to help you compare the cost of investing in the Fund with the cost of investing in other funds. The Example assumes that you invest \$10,000 in the Fund for the time periods indicated, and then sell all of your Fund Shares at the end of those periods. The Example also assumes that your investment has a 5% return each year and that the Fund’s operating expenses remain the same. Only the Year 1 dollar amount shown below reflects the Adviser’s agreement to waive fees and/or reimburse expenses. Although your actual costs may be higher or lower, based on these assumptions your costs would be:

Year 1	Year 3	Year 5	Year 10
\$31	\$129	\$237	\$552

Portfolio Turnover:

The Fund pays transaction costs, such as commissions, when it buys and sells securities (or “turns over” its portfolio). A higher portfolio turnover rate may generate higher transaction costs and may result in higher taxes when Fund Shares are held in a taxable account. These costs, which are not reflected in Total Annual Fund Operating Expenses or in the Example, affect the Fund’s performance. During the most recent fiscal year, the Fund’s portfolio turnover rate was 31% of the average value of its portfolio.

PRINCIPAL STRATEGY

The Fund seeks the performance of the Index. The Fund employs a replication strategy, which means that the Fund typically invests in substantially all of the securities represented in the Index in approximately the same proportions as the Index. The Index, which was created by Syntax, LLC (“Syntax” or the “Index Provider”), an affiliate of the Adviser, is the Stratified WeightTM version, as described below, of the S&P 500 Index and consists of the same constituents as the S&P 500 Index. The Index may include some small, mid and large capitalization companies. Under normal market conditions, the Fund invests substantially all, and at least 95% of its total assets in the securities comprising the Index. From time to time the Fund may invest in and hold securities that are not included in the Index when the Adviser believes such securities will help the Fund to achieve its investment objective. The Adviser also may determine to not apply the Stratified-WeightTM weighting methodology to certain of the Fund’s holdings when it believes doing so is in the best interest of the Fund.

Syntax’s Stratified-WeightTM is the weighting methodology by which Syntax diversifies its indices by hierarchically grouping and distributing the weight of an index’s constituent companies that share “Related Business Risks.” Related Business Risk occurs when two or more companies provide similar products and/or services or share economic relationships such as having common suppliers, customers or competitors. The process of identifying, grouping, and diversifying holdings across Related Business Risk groups within an index is called stratification, and was designed to correct for business risk concentrations that regularly occur in capitalization-weighted indices and equal-weighted indices. Capitalization weighting can cause an investor’s ownership to accumulate in the largest, most momentum-driven companies and industries, while equal weighting is intended to permit an investor’s ownership to accumulate in the industries that have the most company representatives in the index. Instead of concentrating investment exposure in the largest companies or the most represented industries, Syntax diversifies (or stratifies) index weight across a fixed number of business risk groups in a manner designed to provide a diversified exposure to all of the business opportunities of an index. The Related Business Risk groups are: Consumer Products & Services; Energy; Financials; Food; Industrials; Information; Information Tools; and Healthcare.

Under normal market conditions, the Index rebalances quarterly, on the third Friday of each quarter-ending month, and will typically include 500 components allocated across the above-described Related Business Risk groups. The Index is reconstituted at the time the S&P 500 Index does the same, which is conducted on an ongoing basis. The market capitalization of companies in the S&P 500 Index as of December 31, 2022 was between \$3.9 billion and \$2.1 trillion. The assets in the Fund are managed by Vantage Consulting Group (the “Sub-Adviser”).

Please see the Additional Strategies Information section of the Prospectus for more information on the Syntax Stratified Weight methodology.

PRINCIPAL RISKS OF INVESTING IN THE FUND

As with all investments, there are certain risks of investing in the Fund. Fund Shares will change in value, and you could lose money by investing in the Fund.

MARKET RISK: Overall securities market risks will affect the value of individual instruments in which the Fund invests, and the market price of a security may fluctuate, sometimes rapidly and unpredictably. Markets may additionally be impacted by negative external and or direct and indirect economic factors such as global trade policies, economic growth and market conditions, interest rates, war, terrorism, natural and environmental disasters, public health emergencies and political events affect the markets in which the Fund invests. The adverse impact of any one or more of these events on the market value of the Fund’s investments could be significant and cause losses.

MARKET DISRUPTION RISK: Geopolitical and other events, including but not limited to war, terrorism, economic uncertainty, trade disputes and public health crises have led, and in the future may lead, to disruptions in the U.S. and world economies and markets, which in turn may increase financial market volatility and have significant adverse direct or indirect effects on the Fund and its investments. Market disruptions could cause the Fund to lose money and encounter operational difficulties. In particular, the global COVID-19 pandemic has had, and is expected to continue to have, a severely adverse impact on the economies of many nations, individual companies and the market in general. The ongoing effects, duration and costs of the COVID-19 pandemic are impossible to predict, and the circumstances surrounding the COVID-19 pandemic will continue to evolve, including the risk of future increased rates of infection due to low vaccination rates and/or the lack of effectiveness of current vaccines against new variants. On February 24, 2022, Russia launched an invasion of Ukraine which has resulted in increased volatility in various financial markets and across various sectors. The U.S. and other countries, along with certain international organizations, have imposed economic sanctions on Russia and certain Russian individuals, banking entities and corporations as a response to the invasion. The extent and duration of the military action, resulting sanctions, future market disruptions in the region and potential negative impact on other regional and global economic markets of the world are impossible to predict. Such major events have caused temporary market closures, supply chain disruptions, extreme volatility, severe losses, reduced liquidity and increased trading costs. Further, such events may have an impact on the Fund and its investments and could impact the Fund's ability to purchase or sell securities or cause elevated tracking error and increased premiums or discounts to the Fund's NAV.

STRATEGY RISK: The performance of a Syntax stratified-weight version of a major benchmark index may vary significantly from its capitalization-weighted or equal-weighted counterpart due to their differing weighting methodologies. The Syntax indices diversify by adjusting stock weights every quarter to target sector weights grouped by Related Business Risks. Neither a capitalization-weighted benchmark index nor an equally weighted benchmark index with the same constituents has target sector weighting rules; individual security weights vary according to their weighted average market value or the total number of constituents, respectively. As a result, a benchmark index may, at any point in time, hold larger proportions of outperforming stocks and/or sectors. Conversely, a benchmark index may hold smaller proportions of underperforming stocks and/or sectors. Accordingly, a benchmark index may significantly outperform a stratified-weight version of the same index. There is no assurance that the performance of a fund tracking a Syntax stratified-weight benchmark index will be positive, avoid a loss of capital, or meet or exceed that of either a fund tracking a similarly constituted capitalization-weighted or equally weighted benchmark index over any period of time.

EQUITY SECURITIES RISK: The value of equity securities may increase or decrease as a result of market fluctuations, changes in interest rates and perceived trends in stock prices.

LARGE-CAPITALIZATION SECURITIES RISK: Returns on investments in securities of large companies could trail the returns on investments in securities of smaller and mid-sized companies. Larger companies may be unable to respond as quickly as smaller and mid-sized companies to competitive challenges or to changes in business, product, financial, or market conditions. Larger companies may not be able to maintain growth at the high rates that may be achieved by well-managed smaller and mid-sized companies. Under certain market conditions the capitalization of a large-size company could decline to the extent that it exhibits the characteristics of a mid-capitalization company.

SMALL- AND MID-CAPITALIZATION SECURITIES RISK: Investing in securities of small and mid-sized companies may involve greater volatility than investing in larger and more established companies because small and mid-sized companies (i) can be subject to more abrupt or erratic share price changes than larger, more established companies, (ii) are more vulnerable to adverse business and economic developments, and (iii) are more thinly traded and less liquid relative to those of larger companies.

PASSIVE STRATEGY/INDEX RISK: The Fund is managed with a passive investment strategy, attempting to track the performance of an unmanaged index of securities. This differs from an actively-managed fund, which typically seeks to outperform a benchmark index. Because the Fund is designed to track the performance of an index, securities may be purchased, retained or sold at times when a more actively managed fund would not do so. As a result, the Fund may hold constituent securities of the Index regardless of the current or projected performance of a specific security or a particular industry or market sector. Maintaining investments in securities regardless of market conditions or the performance of individual securities could cause the Fund's return to be lower than if the Fund employed an active strategy. There is no guarantee that the Fund's investment results will have a high degree of correlation to those of the Index or that the Fund will achieve its investment objective.

MARKET TRADING RISK: The Fund faces numerous market trading risks, including the potential lack of an active market for Fund Shares, losses from trading in secondary markets, periods of high volatility and disruption in the creation/redemption process of the Fund. Any of these factors, among others, may lead to the Fund's Shares trading at a premium or discount to NAV. Accordingly, investors may pay more than NAV when purchasing Shares or receive less than NAV when selling Shares. Such divergence is likely to be greater under stressed market conditions.

TRACKING ERROR RISK: The Fund may be subject to tracking error, which is the divergence of the Fund's performance from that of the Index. Tracking error may occur because of differences between the securities and other instruments held in the Fund's portfolio and those included in the Index, pricing differences, transaction costs incurred by the Fund, the Fund's holding of uninvested cash, differences in timing of the accrual of or the valuation of dividends or interest, the requirements to maintain pass-through tax treatment, portfolio transactions carried out to minimize the distribution of capital gains to shareholders, changes to the Index or the costs to the Fund of complying with various new or existing regulatory requirements. This risk may be heightened during times of increased market volatility or other unusual market conditions. Tracking error also may result because the Fund incurs fees and expenses, while the Index does not.

LIMITED AUTHORIZED PARTICIPANTS, MARKET MAKERS AND LIQUIDITY PROVIDERS RISK: Because the Fund is an ETF, only a limited number of institutional investors (known as “Authorized Participants”) are authorized to purchase and redeem shares directly from the Fund. In addition, there may be a limited number of market makers and/or liquidity providers in the marketplace. To the extent either of the following events occurs, the risk of which is higher during periods of market stress, shares of the Fund may trade at a material discount to their NAV per share and possibly face delisting: (i) Authorized Participants exit the business or otherwise become unable to process creation and/or redemption orders and no other Authorized Participants step forward to perform these services, or (ii) market makers and/or liquidity providers exit the business or significantly reduce their business activities and no other entities step forward to perform their functions.

FUND PERFORMANCE

The following bar chart and table provide an indication of the risks of investing in the Fund by showing changes in the performance of the Fund from year to year and by showing how its average annual returns for certain time periods compare with the average annual returns of a broad measure of market performance. The 500 Series of the Syntax Index Series LP (“500 Series”), a privately offered fund managed by the Adviser was reorganized into the Fund as of January 2, 2019, upon commencement of the Fund’s operations. The Fund’s performance information, from January 1, 2015 to the Fund’s commencement of operations, is that of the 500 Series, which was the predecessor of the Fund.

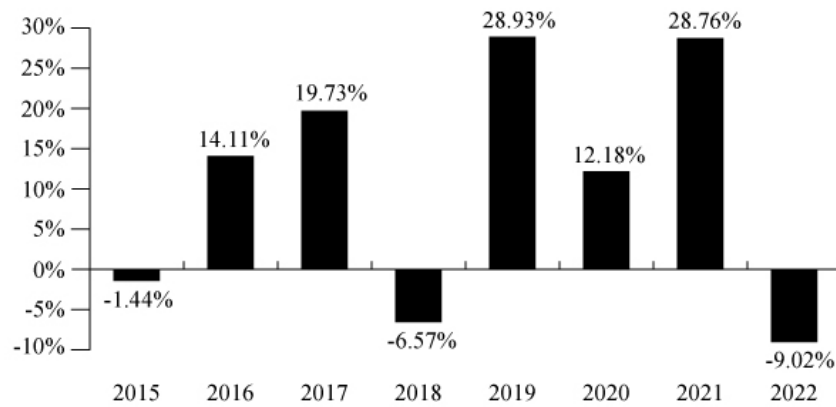
The returns were calculated using the methodology the SEC requires of registered funds. However, since the 500 Series did not calculate its returns on a per share basis, its returns have been calculated on its total net asset value. Neither the 500 Series nor the Fund’s past performance (before and after taxes) is necessarily an indication of how the Fund will perform in the future. Updated performance information is available by calling (866) 972-4492 or visiting our website at www.SyntaxAdvisors.com.

The 500 Series had investment objectives, policies and strategies that were, in all material respects, the same as those of the Fund, and was managed in a manner that, in all material respects, complied with the investment guidelines and restrictions of the Fund, which means that it also complied with the investment guidelines and restrictions of the Index. The investment adviser for the Fund was the investment adviser for the 500 Series for the entire period from January 1, 2015, until the Fund’s commencement of operations for which performance information is shown below. The 500 Series was reorganized into the Fund as of the date of the Fund’s commencement of operations as a tax-deferred conversion.

As a registered investment company, the Fund is subject to certain restrictions under the 1940 Act and the Internal Revenue Code of 1986 (the “Internal Revenue Code”) which did not apply to the 500 Series. If the 500 Series had been subject to the provisions of the 1940 Act and the Internal Revenue Code, its performance could have been adversely affected. However, these restrictions are not expected to have a material effect on the Fund’s investment performance.

The performance information of the 500 Series is net of all fees and expenses. The Fund may be subject to higher fees and expenses, which would negatively impact performance.

Consistent with the rules of the Index, the 500 Series held, and the Fund holds, underlying securities that coincide with the securities chosen by the Index in appropriate pre-set weights. Trading in securities undertaken for the 500 Series by the Fund’s portfolio manager during the prior privately offered investment period, was the addition or deletion of portfolio securities made in order to track the constituent securities under the same criteria as those of the Index during the quarterly constituent selection process. Rebalancing and tracking, quarterly, of the underlying securities into the pre-set weights during the privately offered period were also executed as determined by the Fund’s Index as contemplated by both the Fund’s investment strategies and the Index that the Fund is designed to track.



* Performance from January 1, 2015, to the Fund's commencement of operations on January 2, 2019, is that of the 500 Series.

Highest Quarterly Return	Second Quarter 2020	20.47%
Lowest Quarterly Return	First Quarter 2020	-25.31%

Average Annual Total Returns (for periods ending 12/31/22)*

	One Year	Five Years	Since Inception (1/1/2015)
Return Before Taxes	-9.02%	9.62%	9.92%
Return After Taxes on Distributions**	-9.38%	-	-
Return After Taxes on Distributions and Sale of Fund Shares**	-5.09%	-	-
S&P 500 Index	-18.11%	9.42%	10.17%

(Index returns reflect no deduction for fees, expenses or taxes)

* Performance from January 1, 2015, to the Fund's commencement of operations on January 2, 2019, is that of the 500 Series.

** The 500 Series was an unregistered limited partnership that did not qualify as a registered investment company for federal income tax purposes and did not pay dividends or distributions. Due to this different tax treatment, the Five Years and Since Inception after-tax performance information has not been provided.

The after-tax returns presented in the table above are calculated using highest historical individual federal marginal income tax rates and do not reflect the impact of state and local taxes. Your actual after-tax returns will depend on your specific tax situation and may differ from those shown above. After-tax returns are not relevant to investors who hold Fund Shares through tax-advantaged arrangements, such as 401(k) plans or individual retirement accounts. The returns after taxes can exceed the returns before taxes due to an assumed tax benefit for a shareholder from realizing a capital loss on a sale of Fund Shares.

PORTFOLIO MANAGEMENT

Investment Adviser

Syntax Advisors, LLC serves as the investment adviser to the Fund.

Sub-Adviser

Vantage Consulting Group Inc. serves as the investment sub-adviser to the Fund.

Portfolio Managers

The professionals jointly and primarily responsible for the day-to-day management of the Fund are:

Name	Firm	Start Date
James Thomas Wolfe	Vantage Consulting Group Inc.	Since the Fund's Inception.
Austin Dunkle	Vantage Consulting Group Inc.	Since May 2023
Glenn Freed	Syntax Advisors, LLC	Since May 2023

PURCHASE AND SALE OF FUND SHARES

Individual Fund Shares may only be purchased and sold on a national securities exchange through a broker-dealer. The price of Fund Shares is based on market price, and because ETF shares trade at market prices rather than at NAV, Shares may trade at a price greater than NAV (a premium) or less than NAV (a discount). Additionally, a shareholder may incur costs attributable to the difference between the highest price a buyer is willing to pay for the Fund's Shares (bid) and the lowest price a seller is willing to accept for the Fund's Shares (ask) when buying or selling Shares on the secondary market ("bid-ask spread"). The Fund will only issue or redeem Shares that have been aggregated into blocks of 25,000 Shares or multiples thereof ("Creation Units") to APs who have entered into agreements with the Fund's distributor. The Fund generally will issue or redeem Creation Units in return for a designated portfolio of securities (and an amount of cash) that the Fund specifies each day. Information regarding the Fund Shares such as NAV, market price and related other information is available on the Fund's website, at www.SyntaxAdvisors.com.

TAX INFORMATION

The Fund's distributions are expected to be taxed as ordinary income, qualified dividend income and/or capital gains, unless you are investing through a tax-deferred arrangement, such as a 401(k) plan or individual retirement account. However, subsequent withdrawals from such a tax-advantaged account may be subject to U.S. federal income tax. You should consult your tax advisor about your specific situation.

PAYMENTS TO BROKER-DEALERS AND OTHER FINANCIAL INTERMEDIARIES

If you purchase Fund Shares through a broker-dealer or other financial intermediary (such as a bank), the Fund and its related companies may pay the intermediary for the sale of Fund Shares and related services. These payments may create conflicts of interest by influencing the broker-dealer or other intermediary and your salesperson to recommend the Fund over another investment. Ask your salesperson or visit your financial intermediary's website for more information.

SYNTAX STRATIFIED MIDCAP ETF

OBJECTIVE

The Syntax Stratified MidCap ETF (the “Fund”) seeks to provide investment results that, before expenses, correspond generally to the total return performance of publicly traded equity securities of companies comprising the Syntax Stratified MidCap Index (the “Index”).

FEES AND EXPENSES OF THE FUND

This table describes the fees and expenses that you may pay if you buy, hold and sell shares of the Fund (“Fund Shares”). **You may pay other fees, such as brokerage commissions and other fees to financial intermediaries, which are not reflected in this table and the Example below.**

Annual Fund Operating Expenses

(Expenses that you pay each year as a percentage of the value of your investment):

Management fees	0.45%
Distribution and service (12b-1) fees ¹	0.00%
Other expenses	0.00%
Total Annual Fund Operating Expenses	0.45%
Fee Waiver/Expense Reimbursement ²	0.10%
Total Annual Fund Operating Expenses after Fee Waiver/Expense Reimbursement²	0.35%

(1) The Fund currently pays no 12b-1 fees.

(2) Pursuant to an Expense Limitation and Reimbursement Agreement (“Expense Agreement”), Syntax Advisors, LLC (the “Adviser”) has contractually agreed to waive its fees and absorb expenses of the Fund until at least May 1, 2024, thereafter subject to annual re-approval by the Fund’s Board of Trustees, to ensure that Total Annual Fund Operating Expenses (except any (i) interest expense, (ii) taxes, (iii) acquired fund fees and expenses, (iv) brokerage expenses and other expenses (such as stamp taxes) connected with the execution of portfolio transactions or in connection with creation and redemption transactions, (v) expenses associated with shareholder meetings, (vi) compensation and expenses of the Independent Trustees, (vii) compensation and expenses of the Trust’s chief compliance officer and his or her staff, (viii) distribution fees and expenses paid by the Trust under any distribution plan adopted pursuant to Rule 12b-1 under the Investment Company Act of 1940, as amended (the “1940 Act”), (ix) legal fees or expenses in connection with any arbitration, litigation or pending or threatened arbitration or litigation, including any settlements in connection therewith, and (x) extraordinary expenses of the Fund) do not exceed 0.35% (the “Expense Cap”). The Expense Agreement may be terminated by the Fund’s Board of Trustees. Any waiver and/or reimbursement under the Expense Agreement is subject to repayment by the Fund within 36 months following the month in which fees are waived or reimbursed, if such repayment does not cause the Fund’s expense ratio (after the repayment is taken into account) to exceed both: (i) the expense cap in place at the time such amounts were waived or reimbursed; and (ii) the Fund’s current Expense Cap.

Example:

This Example is intended to help you compare the cost of investing in the Fund with the cost of investing in other funds. The Example assumes that you invest \$10,000 in the Fund for the time periods indicated, and then sell all of your Fund Shares at the end of those periods. The Example also assumes that your investment has a 5% return each year and that the Fund’s operating expenses remain the same. Only the Year 1 dollar amount shown below reflects the Adviser’s agreement to waive fees and/or reimburse fund expenses. Although your actual costs may be higher or lower, based on these assumptions your costs would be:

Year 1	Year 3	Year 5	Year 10
\$36	\$134	\$242	\$557

Portfolio Turnover:

The Fund pays transaction costs, such as commissions, when it buys and sells securities (or “turns over” its portfolio). A higher portfolio turnover rate may generate higher transaction costs and may result in higher taxes when Fund Shares are held in a taxable account. These costs, which are not reflected in Total Annual Fund Operating Expenses or in the Example, affect the Fund’s performance. During the most recent fiscal year, the Fund’s portfolio turnover rate was 45% of the average value of its portfolio.

PRINCIPAL STRATEGY

The Fund seeks to track its performance to the Index. The Fund employs a replication strategy, which means that the Fund typically invests in substantially all of the securities represented in the Index in approximately the same proportions as the Index. The Index, which was created by Syntax, LLC (“Syntax” or the “Index Provider”), an affiliate of the Adviser, is the Stratified-Weight™ version, as described below, of the broad-based S&P MidCap 400 Index and holds the same constituents as the S&P MidCap 400 Index. The S&P MidCap 400 Index may include some constituent stocks of companies that may be considered small, medium and large capitalization companies. Under normal market conditions, the Fund invests substantially all, and at least 95%, of its total assets in the securities comprising the Index. The Fund may from time to time own securities that are not included in the Index and may hold securities that are not in a stratified weight exposure if the Adviser deems it in the interest of the Fund.

Syntax’s Stratified-Weight™ is the weighting methodology by which Syntax diversifies its indices by hierarchically grouping and distributing the weight of an index’s constituent companies that share “Related Business Risks.” Related Business Risk occurs when two or more companies provide similar products and/or services or share economic relationships such as having common suppliers, customers or competitors. The process of identifying, grouping, and diversifying holdings across Related Business Risk groups within an index is called stratification, and was designed to correct for business risk concentrations that regularly occur in capitalization-weighted indices and equal-weighted indices. Capitalization weighting can cause an investor’s ownership to accumulate in the largest, most momentum-driven companies and industries, while equal weighting is intended to permit an investor’s ownership to accumulate in the industries that have the most company representatives in the index. Instead of concentrating in the largest companies or the most represented industries, Syntax diversifies (or stratifies) index weight across a fixed number of business risk groups in a manner designed to provide a diversified exposure to all of the business opportunities of an index. The Related Business Risk groups are: Consumer Products & Services; Energy; Financials; Food; Industrials; Information; Information Tools; and Healthcare.

Under normal market conditions, the Index rebalances quarterly on the third Friday of each quarter-ending month and will typically include 400 components allocated across the above-described Related Business Risk groups. The Index is reconstituted at the time the S&P MidCap 400 Index does the same, which is conducted on an ongoing basis. The market capitalization of companies in the S&P MidCap 400 Index as of December 31, 2022 was between \$1.7 billion and \$30.5 billion. The assets in the Fund are managed by Vantage Consulting Group (the “Sub-Adviser”).

Please see the Additional Strategies Information section of the Prospectus for more information on the Syntax Stratified Weight methodology.

PRINCIPAL RISKS OF INVESTING IN THE FUND

As with all investments, there are certain risks of investing in the Fund. Fund Shares will change in value, and you could lose money by investing in the Fund.

MARKET RISK: Overall securities market risks will affect the value of individual instruments in which the Fund invests and the market price of a security may fluctuate, sometimes rapidly and unpredictably. Markets may additionally be impacted by negative external and or direct and indirect economic factors such as global trade policies, economic growth and market conditions, interest rates, war, terrorism, natural and environmental disasters, public health emergencies and political events affect the markets in which the Fund invests. The adverse impact of any one or more of these events on the market value of the Fund's investments could be significant and cause losses.

MARKET DISRUPTION RISK: Geopolitical and other events, including but not limited to war, terrorism, economic uncertainty, trade disputes and public health crises have led, and in the future may lead, to disruptions in the U.S. and world economies and markets, which in turn may increase financial market volatility and have significant adverse direct or indirect effects on the Fund and its investments. Market disruptions could cause the Fund to lose money and encounter operational difficulties. In particular, the global COVID-19 pandemic has had, and is expected to continue to have, a severely adverse impact on the economies of many nations, individual companies and the market in general. The ongoing effects, duration and costs of the COVID-19 pandemic are impossible to predict, and the circumstances surrounding the COVID-19 pandemic will continue to evolve, including the risk of future increased rates of infection due to low vaccination rates and/or the lack of effectiveness of current vaccines against new variants. On February 24, 2022, Russia launched an invasion of Ukraine which has resulted in increased volatility in various financial markets and across various sectors. The U.S. and other countries, along with certain international organizations, have imposed economic sanctions on Russia and certain Russian individuals, banking entities and corporations as a response to the invasion. The extent and duration of the military action, resulting sanctions, future market disruptions in the region and potential negative impact on other regional and global economic markets of the world are impossible to predict. Such major events have caused temporary market closures, supply chain disruptions, extreme volatility, severe losses, reduced liquidity and increased trading costs. Further, such events may have an impact on the Fund and its investments and could impact the Fund's ability to purchase or sell securities or cause elevated tracking error and increased premiums or discounts to the Fund's NAV.

STRATEGY RISK: The performance of a Syntax stratified-weight version of a major benchmark index may vary significantly from its capitalization-weighted or equal-weighted counterpart due to their differing weighting methodologies. The Syntax indices diversify by adjusting stock weights every quarter to target sector weights grouped by Related Business Risks. Neither a capitalization-weighted benchmark index nor an equally weighted benchmark index with the same constituents has target sector weighting rules; individual security weights vary according to their weighted average market value or the total number of constituents, respectively. As a result, a benchmark index may, at any point in time, hold larger proportions of outperforming stocks and/or sectors. Conversely, a benchmark index may hold smaller proportions of underperforming stocks and/or sectors. Accordingly, a benchmark index may significantly outperform a stratified-weight version of the same index. There is no assurance that the performance of a fund tracking a Syntax stratified-weight benchmark index will be positive, avoid a loss of capital, or meet or exceed that of either a fund tracking a similarly constituted capitalization-weighted or equally weighted benchmark index over any period of time.

EQUITY SECURITIES RISK: The value of equity securities may increase or decrease as a result of market fluctuations, changes in interest rates and perceived trends in stock prices.

SMALL- AND MID-CAPITALIZATION SECURITIES RISK: Investing in securities of small and mid-sized companies may involve greater volatility than investing in larger and more established companies because small and mid-sized companies (i) can be subject to more abrupt or erratic share price changes than larger, more established companies, (ii) are more vulnerable to adverse business and economic developments, and (iii) are more thinly traded and less liquid relative to those of larger companies.

LARGE-CAPITALIZATION SECURITIES RISK: Returns on investments in securities of large companies could trail the returns on investments in securities of smaller and mid-sized companies. Larger companies may be unable to respond as quickly as smaller and mid-sized companies to competitive challenges or to changes in business, product, financial, or market conditions. Larger companies may not be able to maintain growth at the high rates that may be achieved by well-managed smaller and mid-sized companies. Under certain market conditions, the capitalization of a large-size company could decline to the extent that it exhibits the characteristics of a mid-capitalization company.

PASSIVE STRATEGY/INDEX RISK: The Fund is managed with a passive investment strategy, attempting to track the performance of an unmanaged index of securities. This differs from an actively-managed fund, which typically seeks to outperform a benchmark index. Because the Fund is designed to track the performance of an index, securities may be purchased, retained or sold at times when a more actively managed fund would not do so. As a result, the Fund may hold constituent securities of the Index regardless of the current or projected performance of a specific security or a particular industry or market sector. Maintaining investments in securities regardless of market conditions or the performance of individual securities could cause the Fund's return to be lower than if the Fund employed an active strategy. There is no guarantee that the Fund's investment results will have a high degree of correlation to those of the Index or that the Fund will achieve its investment objective.

LIQUIDITY RISK: Liquidity risk exists when particular investments are difficult to purchase or sell. Certain investments may be subject to restrictions on resale, trade over-the-counter or in limited volume, or lack an active trading market. Accordingly, the Fund may not be able to sell or close out of such investments at favorable times or prices (or at all), or at the prices approximating those at which the Fund currently values them; the Fund itself may also lack sufficient liquidity. There can be no guarantee that an investor will be able to enter or exit a desired position efficiently or promptly. While the Adviser has engaged with Authorized Participants (“APs”) to seek to make a liquid, efficient market in the Fund, investors in the Fund may incur fees and losses, including, but not limited to, upon exiting a position, in the event that the Fund or its underlying constituents are not highly liquid. Illiquid securities may trade at a discount from comparable, more liquid investments and may be subject to wide fluctuations in market value. In stressed market conditions, the liquidity of Shares may begin to mirror the liquidity of the Fund’s underlying portfolio holdings, which can be significantly less liquid than Shares. This could lead to differences between the market prices of Shares and their underlying value.

TRACKING ERROR RISK: The Fund may be subject to tracking error, which is the divergence of the Fund’s performance from that of its corresponding Index. Tracking error may occur because of differences between the securities and other instruments held in the Fund’s portfolio and those included in the Index, pricing differences (including, as applicable, differences between a security’s price at the local market close and the Fund’s valuation of a security at the time of calculation of the Fund’s NAV), differences in transaction costs, the Fund’s holding of uninvested cash, differences in timing of the accrual of or the valuation of dividends or interest, the requirements to maintain pass-through tax treatment, portfolio transactions carried out to minimize the distribution of capital gains to shareholders, changes to the Index or the costs to the Fund of complying with various new or existing regulatory requirements. This risk may be heightened during times of increased market volatility or other unusual market conditions, including without limitation instances where a security’s proportionate representation in the Fund does not match that of the Index. Tracking error also may result because the Fund incurs fees and expenses, while the Index does not.

MARKET TRADING RISK: The Fund faces numerous market trading risks, including the potential lack of an active market for Fund Shares, losses from trading in secondary markets, periods of high volatility and disruption in the creation/redemption process of the Fund. Any of these factors, among others, may lead to the Fund’s Shares trading at a premium or discount to NAV. Accordingly, investors may pay more than NAV when purchasing Shares or receive less than NAV when selling Shares. Such divergence is likely to be greater under stressed market conditions.

LIMITED AUTHORIZED PARTICIPANTS, MARKET MAKERS AND LIQUIDITY PROVIDERS RISK: Because the Fund is an ETF, only a limited number of institutional investors (known as “Authorized Participants”) are authorized to purchase and redeem shares directly from the Fund. In addition, there may be a limited number of market makers and/or liquidity providers in the marketplace. To the extent either of the following events occurs, the risk of which is higher during periods of market stress, shares of the Fund may trade at a material discount to their NAV per share and possibly face delisting: (i) Authorized Participants exit the business or otherwise become unable to process creation and/or redemption orders and no other Authorized Participants step forward to perform these services, or (ii) market makers and/or liquidity providers exit the business or significantly reduce their business activities and no other entities step forward to perform their functions.

FUND PERFORMANCE

The following bar chart and table provide an indication of the risks of investing in the Fund by showing changes in the performance of the Fund from year to year and by showing how its average annual returns for certain time periods compare with the average annual returns of a broad measure of market performance. The 400 Series of the Syntax Index Series LP (“400 Series”), a privately offered fund managed by the Adviser, was reorganized into the Fund as of January 16, 2020, upon commencement of the Fund’s operations. The Fund’s performance information, from January 1, 2015, to the Fund’s commencement of operations is that of the 400 Series, which was the predecessor of the Fund.

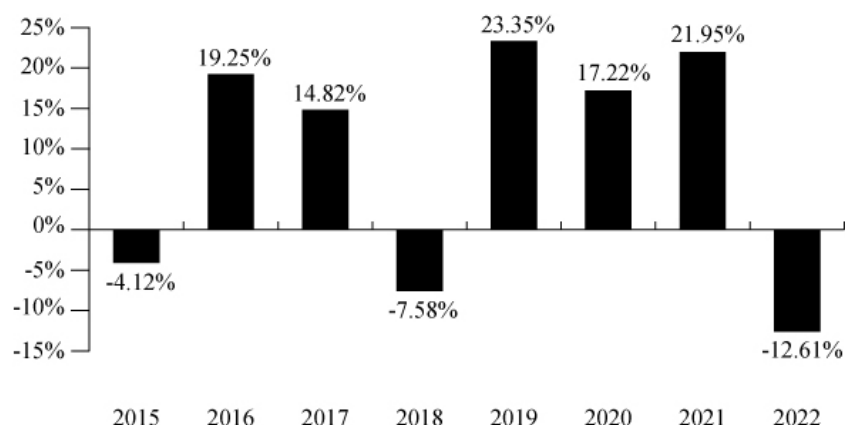
The returns were calculated using the methodology the SEC requires of registered funds. However, since the 400 Series did not calculate its returns on a per share basis, its returns have been calculated on its total net asset value. Neither the 400 Series nor the Fund’s past performance (before and after taxes) is necessarily an indication of how the Fund will perform in the future. Updated performance information is available by calling (866) 972-4492 or visiting our website at www.SyntaxAdvisors.com.

The 400 Series had investment objectives, policies and strategies that were, in all material respects, the same as those of the Fund, and was managed in a manner that, in all material respects, complied with the investment guidelines and restrictions of the Fund, which means that it also complied with the investment guidelines and restrictions of the Index. The investment adviser for the Fund was the investment adviser for the 400 Series for the entire period from January 1, 2015, until the Fund’s commencement of operations for which performance information is shown below. The 400 Series was reorganized into the Fund as of the date of the Fund’s commencement of operations as a tax-deferred conversion.

As a registered investment company, the Fund is subject to certain restrictions under the 1940 Act and the Internal Revenue Code of 1986 (the “Internal Revenue Code”) which did not apply to the 400 Series. If the 400 Series had been subject to the provisions of the 1940 Act and the Internal Revenue Code, its performance could have been adversely affected. However, these restrictions are not expected to have a material effect on the Fund’s investment performance.

The performance information of the 400 Series is net of all fees and expenses. The Fund may be subject to higher fees and expenses, which would negatively impact performance.

Consistent with the rules of the Index, the 400 Series held, and the Fund holds, underlying securities that coincide with the securities chosen by the Index in appropriate pre-set weights. Trading in securities undertaken for the 400 Series by the Fund's portfolio manager during the prior privately offered investment period, was the addition or deletion of portfolio securities made in order to track the constituents securities under the same criteria as those of the Index during the quarterly constituent selection process. Rebalancing and tracking, quarterly, of the underlying securities into the pre-set weights during the privately offered period were also executed as determined by the Fund's Index as contemplated by both the Fund's investment strategies and the Index that the Fund is designed to track.



* Performance from January 1, 2015, to the Fund's commencement of operations on January 16, 2020, is that of the 400 Series

Highest Quarterly Return	Second Quarter 2020	27.69%
Lowest Quarterly Return	First Quarter 2020	-29.77%

Average Annual Total Returns (for periods ending 12/31/22)*

	One Year	Five Years	Since Inception (1/1/2015)
Return Before Taxes	-12.61%	7.33%	8.14%
Return After Taxes on Distributions **	-12.83%	-	-
Return After Taxes on Distributions and Sale of Fund Shares**	-7.32%	-	-
S&P MidCap 400 Index	-13.06%	6.71%	8.35%

(Index returns reflect no deduction for fees, expenses or taxes)

* Performance from January 1, 2015 to the Fund's commencement of operations on January 16, 2020 is that of the 400 Series.

** The 400 Series was an unregistered limited partnership that did not qualify as a registered investment company for federal income tax purposes and did not pay dividends or distributions. Due to this different tax treatment, the Five Years and Since Inception after-tax performance have not been provided.

The after-tax returns presented in the table above are calculated using highest historical individual federal marginal income tax rates and do not reflect the impact of state and local taxes. Your actual after-tax returns will depend on your specific tax situation and may differ from those shown above. After-tax returns are not relevant to investors who hold Fund Shares through tax-advantaged arrangements, such as 401(k) plans or individual retirement accounts. The returns after taxes can exceed the returns before taxes due to an assumed tax benefit for a shareholder from realizing a capital loss on a sale of Fund Shares.

PORTFOLIO MANAGEMENT

Investment Adviser

Syntax Advisors, LLC serves as the investment adviser to the Fund.

Sub-Adviser

Vantage Consulting Group Inc. serves as the investment sub-adviser to the Fund.

Portfolio Managers

The professionals jointly and primarily responsible for the day-to-day management of the Fund are:

Name	Firm	Start Date
James Thomas Wolfe	Vantage Consulting Group Inc.	Since the Fund's Inception.
Austin Dunkle	Vantage Consulting Group Inc.	Since May 2023
Glenn Freed	Syntax Advisors, LLC	Since May 2023

PURCHASE AND SALE OF FUND SHARES

Individual Fund Shares may only be purchased and sold on a national securities exchange through a broker-dealer. The price of Fund Shares is based on market price, and because ETF shares trade at market prices rather than at NAV, Shares may trade at a price greater than NAV (a premium) or less than NAV (a discount). Additionally, a shareholder may incur costs attributable to the difference between the highest price a buyer is willing to pay for the Fund's Shares (bid) and the lowest price a seller is willing to accept for the Fund's Shares (ask) when buying or selling Shares on the secondary market ("bid-ask spread"). The Fund will only issue or redeem Shares that have been aggregated into blocks of 25,000 Shares or multiples thereof ("Creation Units") to APs who have entered into agreements with the Fund's distributor. The Fund generally will issue or redeem Creation Units in return for a designated portfolio of securities (and an amount of cash) that the Fund specifies each day. Information regarding the Fund Shares such as NAV, market price and related other information is available on the Fund's website, at www.SyntaxAdvisors.com.

TAX INFORMATION

The Fund's distributions are expected to be taxed as ordinary income, qualified dividend income and/or capital gains, unless you are investing through a tax-deferred arrangement, such as a 401(k) plan or individual retirement account. However, subsequent withdrawals from such a tax-advantaged account may be subject to U.S. federal income tax. You should consult your tax advisor about your specific situation.

PAYMENTS TO BROKER-DEALERS AND OTHER FINANCIAL INTERMEDIARIES

If you purchase Fund Shares through a broker-dealer or other financial intermediary (such as a bank), the Fund and its related companies may pay the intermediary for the sale of Fund Shares and related services. These payments may create conflicts of interest by influencing the broker-dealer or other intermediary and your salesperson to recommend the Fund over another investment. Ask your salesperson or visit your financial intermediary's website for more information.

SYNTAX STRATIFIED SMALLCAP ETF

OBJECTIVE

The Syntax Stratified SmallCap ETF (the “Fund”) seeks to provide investment results that, before expenses, correspond generally to the total return performance of publicly traded equity securities of companies in the Syntax Stratified SmallCap Index (the “Index”).

FEES AND EXPENSES OF THE FUND

This table describes the fees and expenses that you may pay if you buy, hold and sell shares of the Fund (“Fund Shares”). **You may pay other fees, such as brokerage commissions and other fees to financial intermediaries, which are not reflected in this table and the Example below.**

Annual Fund Operating Expenses

(Expenses that you pay each year as a percentage of the value of your investment):

Management fees	0.45%
Distribution and service (12b-1) fees ¹	0.00%
Other expenses	0.00%
Total Annual Fund Operating Expenses	0.45%
Fee Waiver/Expense Reimbursement ²	0.05%
Total Annual Fund Operating Expenses after Fee Waiver/Expense Reimbursement²	0.40%

(1) The Fund currently pays no 12b-1 fees.

(2) Pursuant to an Expense Limitation and Reimbursement Agreement (“Expense Agreement”), Syntax Advisors, LLC (the “Adviser”) has contractually agreed to waive its fees and absorb expenses of the Fund until at least May 1, 2024, thereafter subject to annual re-approval by the Fund’s Board of Trustees, to ensure that Total Annual Fund Operating Expenses (except any (i) interest expense, (ii) taxes, (iii) acquired fund fees and expenses, (iv) brokerage expenses and other expenses (such as stamp taxes) connected with the execution of portfolio transactions or in connection with creation and redemption transactions, (v) expenses associated with shareholder meetings, (vi) compensation and expenses of the Independent Trustees, (vii) compensation and expenses of the Trust’s chief compliance officer and his or her staff, (viii) distribution fees and expenses paid by the Trust under any distribution plan adopted pursuant to Rule 12b-1 under the Investment Company Act of 1940 (the “1940 Act”), (ix) legal fees or expenses in connection with any arbitration, litigation or pending or threatened arbitration or litigation, including any settlements in connection therewith, and (x) extraordinary expenses of the Fund) do not exceed 0.40% (the “Expense Cap”). The Expense Agreement may be terminated by the Fund’s Board of Trustees. Any waiver and/or reimbursement under the Expense Agreement is subject to repayment by the Fund within 36 months following the month in which fees are waived or reimbursed, if such repayment does not cause the Fund’s expense ratio (after the repayment is taken into account) to exceed both: (i) the expense cap in place at the time such amounts were waived or reimbursed; and (ii) the Fund’s current Expense Cap.

Example:

This Example is intended to help you compare the cost of investing in the Fund with the cost of investing in other funds. The Example assumes that you invest \$10,000 in the Fund for the time periods indicated, and then sell all of your Fund Shares at the end of those periods. The Example also assumes that your investment has a 5% return each year and that the Fund’s operating expenses remain the same. Only the Year 1 dollar amount shown below reflects the Adviser’s agreement to waive fees and/or reimburse fund expenses. Although your actual costs may be higher or lower, based on these assumptions your costs would be:

Year 1	Year 3	Year 5	Year 10
\$41	\$139	\$247	\$562

Portfolio Turnover:

The Fund pays transaction costs, such as commissions, when it buys and sells securities (or “turns over” its portfolio). A higher portfolio turnover rate may generate higher transaction costs and may result in higher taxes when Fund Shares are held in a taxable account. These costs, which are not reflected in Total Annual Fund Operating Expenses or in the Example, affect the Fund’s performance. During the most recent fiscal year, the Fund’s portfolio turnover rate was 50% of the average value of its portfolio.

PRINCIPAL STRATEGY

The Fund seeks to track its performance to the Index. The Fund employs a replication strategy, which means that the Fund typically invests in substantially all of the securities represented in the Index in approximately the same proportions as the Index. The Index, which was created by Syntax LLC (“Syntax” or the “Index Provider”), an affiliate of the Adviser, is the Stratified WeightTM version, as described below, of the broad-based S&P SmallCap 600 Index and holds the same constituents as the S&P SmallCap 600 Index. Although the S&P SmallCap 600 Index seeks to measure the small cap segment of the US equity market, it may include some constituent stocks of companies that may be considered small, medium and large capitalization companies. Under normal market conditions, the Fund invests substantially all, and at least 80% of its total assets in the securities comprising the Index. The Fund may from time to time own securities that are not included in the Index and may hold securities that are not in a stratified weight exposure if the Adviser deems it in the interest of the Fund.

Syntax's Stratified-Weight™ is the weighting methodology by which Syntax diversifies its indices by hierarchically grouping and distributing the weight of an index's constituent companies that share "Related Business Risks." Related Business Risk occurs when two or more companies provide similar products and/or services or share economic relationships such as having common suppliers, customers or competitors. The process of identifying, grouping, and diversifying holdings across Related Business Risk groups within an index is called stratification, and was designed to correct for business risk concentrations that regularly occur in capitalization-weighted indices and equal-weighted indices. Capitalization weighting can cause an investor's ownership to accumulate in the largest, most momentum-driven companies and industries, while equal weighting is intended to permit an investor's ownership to accumulate in the industries that have the most company representatives in the index. Instead of concentrating in the largest companies or the most represented industries, Syntax diversifies (or stratifies) index weight across a fixed number of business risk groups in a manner designed to provide a diversified exposure to all of the business opportunities of an index. The Related Business Risk groups are: Consumer Products & Services; Energy; Financials; Food; Industrials; Information; Information Tools; and Healthcare.

Under normal market conditions, the Index rebalances quarterly, on the third Friday of each quarter-ending month, and will typically include 600 components allocated across the above-described Related Business Risk groups. The Index is reconstituted at the time the S&P SmallCap 600 Index does the same, which is conducted on an ongoing basis. The market capitalization of companies in the S&P SmallCap 600 Index as of December 31, 2022 was between \$203 million and \$6.2 billion. The assets in the Fund are managed by Vantage Consulting Group (the "Sub-Adviser").

Please see the Additional Strategies Information section of the Prospectus for more information on the Syntax Stratified Weight methodology.

PRINCIPAL RISKS OF INVESTING IN THE FUND

As with all investments, there are certain risks of investing in the Fund. Fund Shares will change in value, and you could lose money by investing in the Fund.

MARKET RISK: Overall securities market risks will affect the value of individual instruments in which the Fund invests and the market price of a security may fluctuate, sometimes rapidly and unpredictably. Markets may additionally be impacted by negative external and or direct and indirect economic factors such as global trade policies, economic growth and market conditions, interest rates, war, terrorism, natural and environmental disasters, public health emergencies and political events affect the markets in which the Fund invests. The adverse impact of any one or more of these events on the market value of the Fund's investments could be significant and cause losses.

MARKET DISRUPTION RISK: Geopolitical and other events, including but not limited to war, terrorism, economic uncertainty, trade disputes and public health crises have led, and in the future may lead, to disruptions in the U.S. and world economies and markets, which in turn may increase financial market volatility and have significant adverse direct or indirect effects on the Fund and its investments. Market disruptions could cause the Fund to lose money and encounter operational difficulties. In particular, the global COVID-19 pandemic has had, and is expected to continue to have, a severely adverse impact on the economies of many nations, individual companies and the market in general. The ongoing effects, duration and costs of the COVID-19 pandemic are impossible to predict, and the circumstances surrounding the COVID-19 pandemic will continue to evolve, including the risk of future increased rates of infection due to low vaccination rates and/or the lack of effectiveness of current vaccines against new variants. On February 24, 2022, Russia launched an invasion of Ukraine which has resulted in increased volatility in various financial markets and across various sectors. The U.S. and other countries, along with certain international organizations, have imposed economic sanctions on Russia and certain Russian individuals, banking entities and corporations as a response to the invasion. The extent and duration of the military action, resulting sanctions, future market disruptions in the region and potential negative impact on other regional and global economic markets of the world are impossible to predict. Such major events have caused temporary market closures, supply chain disruptions, extreme volatility, severe losses, reduced liquidity and increased trading costs. Further, such events may have an impact on the Fund and its investments and could impact the Fund's ability to purchase or sell securities or cause elevated tracking error and increased premiums or discounts to the Fund's NAV.

STRATEGY RISK: The performance of a Syntax stratified-weight version of a major benchmark index may vary significantly from its capitalization-weighted or equal-weighted counterpart due to their differing weighting methodologies. The Syntax indices diversify by adjusting stock weights every quarter to target sector weights grouped by Related Business Risks. Neither a capitalization-weighted benchmark index nor an equally weighted benchmark index with the same constituents has target sector weighting rules; individual security weights vary according to their weighted average market value or the total number of constituents, respectively. As a result, a benchmark index may, at any point in time, hold larger proportions of outperforming stocks and/or sectors. Conversely, a benchmark index may hold smaller proportions of underperforming stocks and/or sectors. Accordingly, a benchmark index may significantly outperform a stratified-weight version of the same index. There is no assurance that the performance of a fund tracking a Syntax stratified-weight benchmark index will be positive, avoid a loss of capital, or meet or exceed that of either a fund tracking a similarly constituted capitalization-weighted or equally weighted benchmark index over any period of time.

EQUITY SECURITIES RISK: The value of equity securities may increase or decrease as a result of market fluctuations, changes in interest rates and perceived trends in stock prices.

SMALL- AND MID-CAPITALIZATION SECURITIES RISK: Investing in securities of small and mid-sized companies may involve greater volatility than investing in larger and more established companies because small and mid-sized companies (i) can be subject to more abrupt or erratic share price changes than larger, more established companies, (ii) are more vulnerable to adverse business and economic developments, and (iii) are more thinly traded and less liquid relative to those of larger companies.

PASSIVE STRATEGY/INDEX RISK: The Fund is managed with a passive investment strategy, attempting to track the performance of an unmanaged index of securities. This differs from an actively-managed fund, which typically seeks to outperform a benchmark index. Because the Fund is designed to track the performance of an index, securities may be purchased, retained or sold at times when a more actively managed fund would not do so. As a result, the Fund may hold constituent securities of the Index regardless of the current or projected performance of a specific security or a particular industry or market sector. Maintaining investments in securities regardless of market conditions or the performance of individual securities could cause the Fund's return to be lower than if the Fund employed an active strategy. There is no guarantee that the Fund's investment results will have a high degree of correlation to those of the Index or that the Fund will achieve its investment objective.

LIQUIDITY RISK: Liquidity risk exists when particular investments are difficult to purchase or sell. Certain investments may be subject to restrictions on resale, trade over-the-counter or in limited volume, or lack an active trading market. Accordingly, the Fund may not be able to sell or close out of such investments at favorable times or prices (or at all), or at the prices approximating those at which the Fund currently values them; the Fund itself may also lack sufficient liquidity. There can be no guarantee that an investor will be able to enter or exit a desired position efficiently or promptly. While the Adviser has engaged with Authorized Participants ("APs") to seek to make a liquid, efficient market in the Fund, investors in the Fund may incur fees and losses, including, but not limited to, upon exiting a position, in the event that the Fund or its underlying constituents are not highly liquid. Illiquid securities may trade at a discount from comparable, more liquid investments and may be subject to wide fluctuations in market value. In stressed market conditions, the liquidity of Shares may begin to mirror the liquidity of the Fund's underlying portfolio holdings, which can be significantly less liquid than Shares. This could lead to differences between the market prices of Shares and their underlying value.

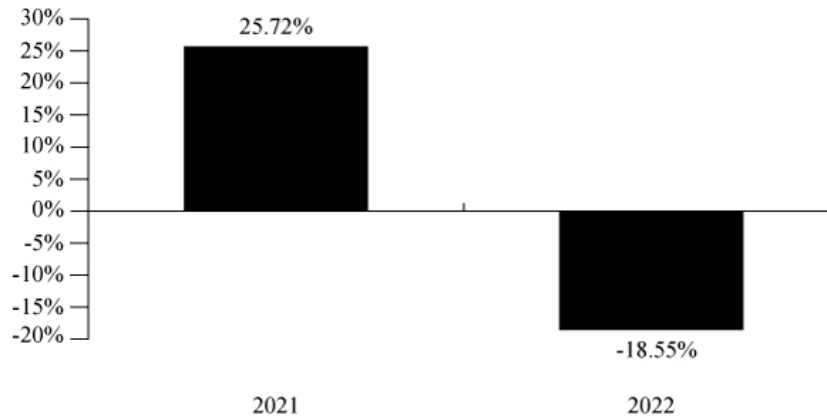
MARKET TRADING RISK: The Fund faces numerous market trading risks, including the potential lack of an active market for Fund Shares, losses from trading in secondary markets, periods of high volatility and disruption in the creation/redemption process of the Fund. Any of these factors, among others, may lead to the Fund's Shares trading at a premium or discount to NAV. Accordingly, investors may pay more than NAV when purchasing Shares or receive less than NAV when selling Shares. Such divergence is likely to be greater under stressed market conditions.

TRACKING ERROR RISK: The Fund may be subject to tracking error, which is the divergence of the Fund's performance from that of its corresponding Index. Tracking error may occur because of differences between the securities and other instruments held in the Fund's portfolio and those included in the Index, pricing differences (including, as applicable, differences between a security's price at the local market close and the Fund's valuation of a security at the time of calculation of the Fund's NAV), differences in transaction costs, the Fund's holding of uninvested cash, differences in timing of the accrual of or the valuation of dividends or interest, the requirements to maintain pass-through tax treatment, portfolio transactions carried out to minimize the distribution of capital gains to shareholders, changes to the Index or the costs to the Fund of complying with various new or existing regulatory requirements. This risk may be heightened during times of increased market volatility or other unusual market conditions, including without limitation instances where a security's proportionate representation in the Fund does not match that of the Index. Tracking error also may result because the Fund incurs fees and expenses, while the Index does not.

LIMITED AUTHORIZED PARTICIPANTS, MARKET MAKERS AND LIQUIDITY PROVIDERS RISK: Because the Fund is an ETF, only a limited number of institutional investors (known as "Authorized Participants") are authorized to purchase and redeem shares directly from the Fund. In addition, there may be a limited number of market makers and/or liquidity providers in the marketplace. To the extent either of the following events occurs, the risk of which is higher during periods of market stress, shares of the Fund may trade at a material discount to their NAV per share and possibly face delisting: (i) Authorized Participants exit the business or otherwise become unable to process creation and/or redemption orders and no other Authorized Participants step forward to perform these services, or (ii) market makers and/or liquidity providers exit the business or significantly reduce their business activities and no other entities step forward to perform their functions.

FUND PERFORMANCE

The following bar chart and table provide an indication of the risks of investing in the Fund. The bar chart shows the Fund's performance for calendar years ended December 31. The table shows how the Fund's average annual returns for the applicable periods compare with those of a broad measure of market performance. The returns were calculated using the methodology the SEC requires of registered funds. The Fund's past performance (before and after taxes) is not necessarily an indication of how the Fund will perform in the future. Updated performance information is available by calling (866) 972-4492 or visiting our website at www.SyntaxAdvisors.com.



Highest Quarterly Return	First Quarter 2021	19.89%
Lowest Quarterly Return	Second Quarter 2022	-14.88%

Average Annual Total Returns (for periods ending 12/31/22)

	One Year	Since Inception (5/28/2020)
Return Before Taxes	-18.55%	16.38%
Return After Taxes on Distributions	-18.77%	14.94%
Return After Taxes on Distributions and Sale of Fund Shares	-10.83%	12.39%
S&P SmallCap 600 Index	-16.10%	16.30%

The after-tax returns presented in the table above are calculated using highest historical individual federal marginal income tax rates and do not reflect the impact of state and local taxes. Your actual after-tax returns will depend on your specific tax situation and may differ from those shown above. After-tax returns are not relevant to investors who hold Fund Shares through tax-advantaged arrangements, such as 401(k) plans or individual retirement accounts. The returns after taxes can exceed the returns before taxes due to an assumed tax benefit for a shareholder from realizing a capital loss on a sale of Fund Shares.

PORTFOLIO MANAGEMENT

Investment Adviser

Syntax Advisors, LLC serves as the investment adviser to the Fund.

Sub-Adviser

Vantage Consulting Group Inc. serves as the investment sub-adviser to the Fund.

Portfolio Managers

The professionals jointly and primarily responsible for the day-to-day management of the Fund are:

Name	Firm	Start Date
James Thomas Wolfe	Vantage Consulting Group Inc.	Since the Fund's Inception.
Austin Dunkle	Vantage Consulting Group Inc.	Since May 2023
Glenn Freed	Syntax Advisors, LLC	Since May 2023

PURCHASE AND SALE OF FUND SHARES

Individual Fund Shares may only be purchased and sold on a national securities exchange through a broker-dealer. The price of Fund Shares is based on market price, and because ETF shares trade at market prices rather than at NAV, Shares may trade at a price greater than NAV (a premium) or less than NAV (a discount). Additionally, a shareholder may incur costs attributable to the difference between the highest price a buyer is willing to pay for the Fund's Shares (bid) and the lowest price a seller is willing to accept for the Fund's Shares (ask) when buying or selling Shares on the secondary market ("bid-ask spread"). The Fund will only issue or redeem Shares that have been aggregated into blocks of 25,000 Shares or multiples thereof ("Creation Units") to APs who have entered into agreements with the Fund's distributor. The Fund generally will issue or redeem Creation Units in return for a designated portfolio of securities (and an amount of cash) that the Fund specifies each day. Information regarding the Fund Shares such as NAV, market price and related other information is available on the Fund's website, at www.SyntaxAdvisors.com.

TAX INFORMATION

The Fund's distributions are expected to be taxed as ordinary income, qualified dividend income and/or capital gains, unless you are investing through a tax-deferred arrangement, such as a 401(k) plan or individual retirement account. However, subsequent withdrawals from such a tax-advantaged account may be subject to U.S. federal income tax. You should consult your tax advisor about your specific situation.

PAYMENTS TO BROKER-DEALERS AND OTHER FINANCIAL INTERMEDIARIES

If you purchase Fund Shares through a broker-dealer or other financial intermediary (such as a bank), the Fund and its related companies may pay the intermediary for the sale of Fund Shares and related services. These payments may create conflicts of interest by influencing the broker-dealer or other intermediary and your salesperson to recommend the Fund over another investment. Ask your salesperson or visit your financial intermediary's website for more information.

SYNTAX STRATIFIED U.S. TOTAL MARKET ETF

OBJECTIVE

The Syntax Stratified U.S. Total Market ETF (the “Fund”) seeks to obtain capital growth that meets or exceeds the performance of the S&P Composite 1500® Index (the “1500 Index”) by investing in exchange-traded funds (“ETFs”) or underlying securities that provide Stratified Weight™ U.S. total equity market exposure.

FEES AND EXPENSES OF THE FUND

This table describes the fees and expenses that you may pay if you buy, hold and sell shares of the Fund (“Fund Shares”). **You may pay other fees, such as brokerage commissions and other fees to financial intermediaries, which are not reflected in this table and the Example below.**

Annual Fund Operating Expenses

(Expenses that you pay each year as a percentage of the value of your investment):

Management fees	0.75%
Distribution and service (12b-1) fees ¹	None
Acquired Fund Fees and Expenses ²	0.32%
Other Expenses	0.00%
Total Annual Fund Operating Expenses	1.07%
Fee Waiver/Expense Reimbursement ³	0.71%
Total Annual Fund Operating Expenses after Fee Waiver/Expense Reimbursement³	0.36%

(1) The Fund currently pays no 12b-1 fees.

(2) The Fund may incur “Acquired Fund Fees and Expenses.” Acquired Fund Fees and Expenses reflect the Fund’s *pro rata* share of the fees and expenses incurred by investing in other investment companies, including ETFs. The impact of Acquired Fund Fees and Expenses are included in the total returns of the Fund unless they are waived.

(3) Pursuant to an Expense Limitation and Reimbursement Agreement (“Expense Agreement”), Syntax Advisors, LLC (the “Adviser”) has contractually agreed to waive its fees and absorb expenses until at least May 1, 2024, thereafter subject to annual re-approval by the Fund’s Board of Trustees, to ensure that Total Annual Fund Operating Expenses (except any (i) interest expense, (ii) taxes, (iii) brokerage expenses and other expenses (such as stamp taxes) connected with the execution of portfolio transactions or in connection with creation and redemption transactions, (iv) expenses associated with shareholder meetings, (v) compensation and expenses of the Independent Trustees, (vi) compensation and expenses of the Trust’s chief compliance officer and his or her staff, (vii) distribution fees and expenses paid by the Trust under any distribution plan adopted pursuant to Rule 12b-1 under the Investment Company Act of 1940 (the “1940 Act”), (viii) legal fees or expenses in connection with any arbitration, litigation or pending or threatened arbitration or litigation, including any settlements in connection therewith, and (ix) extraordinary expenses of the Fund) do not exceed 0.35% (the “Expense Cap”). The Expense Agreement further provides that the Adviser will reimburse a portion of its management fees for the Fund in an amount equal to the Acquired Fund Fees and Expenses attributable to the Fund’s investments in other series of the Trust or in funds advised or sub-advised by Vantage Consulting Group, Inc., the sub-adviser, as is defined below, through at least May 1, 2024. The Expense Agreement may be terminated only upon written agreement of the Trust and Adviser. Subject to approval by the Fund’s Board of Trustees, any waiver and/or reimbursement under the Expense Agreement is subject to repayment by the Fund within 36 months following the month in which fees are waived or reimbursed, if such repayment does not cause the Fund’s expense ratio (after the repayment is taken into account) to exceed either: (i) the expense cap in place at the time such amounts were waived or reimbursed; or (ii) the Fund’s current Expense Cap.

Example:

This Example is intended to help you compare the cost of investing in the Fund with the cost of investing in other funds. The Example assumes that you invest \$10,000 in the Fund for the time periods indicated, and then sell all of your Fund Shares at the end of those periods. The Example also assumes that your investment has a 5% return each year and that the Fund’s operating expenses remain the same. Only the Year 1 dollar amount shown below reflects the Adviser’s agreement to waive fees and/or reimburse fund expenses. Although your actual costs may be higher or lower, based on these assumptions your costs would be:

Year 1	Year 3	Year 5	Year 10
\$37	\$270	\$521	\$1,242

Portfolio Turnover:

The Fund pays transaction costs, such as commissions, when it buys and sells securities (or “turn over” its portfolios). A higher portfolio turnover rate for the Fund may generate higher transaction costs and may result in higher taxes when Fund Shares are held in a taxable account. These costs, which are not reflected in Total Annual Fund Operating Expenses or in the Example, affect the Fund’s performance. During the most recent fiscal year, the Fund’s portfolio turnover rate was 1% of the average value of its portfolio.

PRINCIPAL STRATEGY

The Fund seeks Stratified-Weight™ exposure to a broad range of stocks representative of approximately 90% of the total U.S. market capitalization, through the securities in the 1500 Index, through active investments in ETFs or underlying securities. The Fund seeks to achieve its investment objective by investing in Syntax Stratified Weight ETFs (each a “Syntax Underlying Fund” and collectively, the “Syntax Underlying Funds” or “Underlying Funds”) or by investing in U.S. equity securities using the Stratified Weight methodology (“Securities”). The Fund has a policy that under normal circumstances, it will invest at least 80% of its net assets, plus the amount of any borrowings for investment purposes, in equity securities of U.S. issuers. A U.S. issuer is considered to be a company (i) meeting the eligibility requirements for inclusion within the 1500 Index and/or (ii) with its principal listing on an US. national securities exchange.

“Stratified Weight” is the weighting methodology by which Syntax, LLC (“Syntax”) diversifies its indices by hierarchically grouping and distributing the weight of an index’s constituent companies that share “Related Business Risks.” Related Business Risk occurs when two or more companies provide similar products and/or services or share economic relationships such as having common suppliers, customers or competitors. The process of identifying, grouping, and diversifying holdings across Related Business Risk groups within an index is called stratification, and was designed to correct for business risk concentrations that regularly occur in capitalization-weighted indices and equal-weighted indices. Capitalization weighting can cause an investor’s ownership to accumulate in the largest, most momentum-driven companies and industries, while equal weighting is intended to permit an investor’s ownership to accumulate in the industries that have the most company representatives in the index. Instead of concentrating in the largest companies or the most represented industries, Syntax diversifies (or stratifies) index weight across a fixed number of business risk groups in a manner designed to provide a diversified exposure to all of the business opportunities of an index. The Related Business Risk groups are: Consumer Products & Services; Energy; Financials; Food; Industrials; Information; Information Tools; and Healthcare.

Under normal circumstances, the Adviser expects to allocate the assets of the Fund among the Syntax Stratified LargeCap ETF (and/or the Syntax Stratified LargeCap II ETF), the Syntax Stratified MidCap ETF and the Syntax Stratified SmallCap ETF in exposures approximate to their exposures in the Syntax Stratified U.S. Total Market Index. Based on historical averages the Adviser expects these exposures in the Fund’s portfolio to be between 70% and 96% to the Syntax Stratified LargeCap ETF (and/or the Syntax Stratified LargeCap II ETF) or constituents representing S&P 500 Index (large capitalization) universe exposure, between 3% and 20% to the Syntax Stratified MidCap ETF or constituents representing S&P MidCap 400 Index (mid capitalization) universe exposure, and between 1% and 10% to the Syntax Stratified SmallCap ETF or constituents that represent S&P SmallCap 600 Index (small capitalization) universe exposure. The Fund, at the Adviser’s discretion, may, from time to time, own these exposures in weights that are above or below these expected ranges if the Adviser deems it in the best interest of the Fund. There is no guarantee that the weights of the Underlying Funds will be in the above ranges. The Fund is managed by Vantage Consulting Group (the “Sub-Adviser”).

General. The targeted Underlying Funds and/or the Securities for the Fund will comprise the Syntax® Stratified LargeCap ETF and/or the Syntax Stratified LargeCap II ETF, the Syntax® Stratified MidCap ETF, and the Syntax® Stratified SmallCap ETF, or portfolios of securities that hold comparable securities in comparable classes in a Stratified Weight methodology. The terms “LargeCap”, “MidCap”, and “SmallCap” refer to companies with relatively higher, more moderate, and lower market value, respectively.

The Syntax® Stratified LargeCap ETF (ticker: SSPY) reweights the constituents of the S&P 500® Index and seeks to provide investment results that, before expenses, correspond generally to the total return performance of the publicly traded equity securities of companies comprising the Syntax Stratified LargeCap Index. The goal for SSPY is to deliver a return that is representative of all the business opportunities in the Syntax Stratified LargeCap Index. The Syntax® Stratified LargeCap II ETF (ticker: SPYS) invests in U.S. LargeCap stocks and seeks to obtain capital growth that meets or exceeds the performance of the S&P 500® Index. SSPY and SPYS both utilize Syntax’s Stratified Weight™ methodology to spread exposure more evenly across the business risks in the S&P 500. By doing this, SSPY and SPYS each address the Related Business Risk concentrations that occur in capitalization-weighted indices. The market capitalization of companies in the S&P 500 Index as of December 31, 2022, was between \$3.9 billion and \$2.1 trillion.

The Syntax® Stratified MidCap ETF (ticker: SMDY) reweights the constituents of the S&P MidCap 400® Index and seeks to provide investment results that, before expenses, correspond generally to the total return performance of the publicly traded equity securities of companies comprising the Syntax Stratified MidCap Index. SMDY utilizes Syntax’s Stratified Weight™ methodology to spread exposure more evenly across the business risks in the S&P MidCap 400 Index. SMDY’s goal is to deliver a return that is representative of all the business opportunities in the Syntax Stratified MidCap Index. By doing this, SMDY addresses the Related Business Risk concentrations that occur in capitalization-weighted indices. The market capitalization of companies in the S&P MidCap 400 Index as of December 31, 2022, was between \$1.7 billion and \$30.5 billion.

The Syntax® Stratified SmallCap ETF (ticker: SSLY) reweights the constituents of the S&P SmallCap 600® Index and seeks to provide investment results that, before expenses, correspond generally to the total return performance of the publicly traded equity securities of companies comprising the Syntax Stratified SmallCap Index. SSLY utilizes Syntax’s Stratified Weight™ methodology to spread exposure more evenly across the business risks in the S&P SmallCap 600 Index. SSLY’s goal is to deliver a return that is representative of all the business opportunities in the Syntax Stratified SmallCap Index. By doing this, SSLY addresses the Related Business Risk concentrations that occur in capitalization-weighted indices. The market capitalization of companies in the S&P SmallCap 600 Index as of December 31, 2022, was between \$203 million and \$6.2 billion.

The Syntax Stratified U.S. Total Market Index is an index comprised of the constituents of the Syntax Stratified LargeCap Index, the Syntax Stratified MidCap Index and the Syntax Stratified SmallCap Index, and is reconstituted annually.

Under normal market conditions, the referent indices for each of the Syntax Underlying Funds rebalance quarterly, on the third Friday of each quarter-ending month, and include components allocated across the above-described Related Business Risk groups. The Fund will allocate across the Syntax Underlying Funds through the methodology described above.

The Fund is actively managed, and the weighting of the Syntax Underlying Funds or the weighting of the Securities is expected to shift over time, based on the outlook of the Adviser and Sub-Adviser who is responsible for setting the periodic allocation of the Fund across its large, mid, and small cap exposure. With the exception of SPYS which is actively managed, the Syntax Underlying Funds use a “passive”, or indexing, approach to try to achieve each Syntax Underlying Fund’s investment objective.

The Adviser may, from time to time, allocate to other Syntax Stratified Weight ETFs that use active and/or passive strategies as applied to comparable U.S. equity investment universes.

Please see the Additional Strategies Information section of the Prospectus for more information on the Syntax Stratified Weight methodology and the Underlying Funds.

PRINCIPAL RISKS OF INVESTING IN THE FUND

As with all investments, there are certain risks of investing in the Fund. Fund Shares will change in value, and you could lose money by investing in the Fund.

MARKET RISK: Overall securities market risks will affect the value of individual instruments in which the Fund and the Underlying Funds invest and the market price of a security may fluctuate, sometimes rapidly and unpredictably. Markets may additionally be impacted by negative external and or direct and indirect economic factors such as global trade policies, economic growth and market conditions, interest rates, war, terrorism, natural and environmental disasters, public health emergencies and political events affect the markets in which the Fund and the Syntax Underlying Funds invest. The adverse impact of any one or more of these events on the market value of the Fund’s investments could be significant and cause losses.

MARKET DISRUPTION RISK: Geopolitical and other events, including but not limited to war, terrorism, economic uncertainty, trade disputes and public health crises have led, and in the future may lead, to disruptions in the U.S. and world economies and markets, which in turn may increase financial market volatility and have significant adverse direct or indirect effects on the Fund and its investments. Market disruptions could cause the Fund to lose money and encounter operational difficulties. In particular, the global COVID-19 pandemic has had, and is expected to continue to have, a severely adverse impact on the economies of many nations, individual companies and the market in general. The ongoing effects, duration and costs of the COVID-19 pandemic are impossible to predict, and the circumstances surrounding the COVID-19 pandemic will continue to evolve, including the risk of future increased rates of infection due to low vaccination rates and/or the lack of effectiveness of current vaccines against new variants. On February 24, 2022, Russia launched an invasion of Ukraine which has resulted in increased volatility in various financial markets and across various sectors. The U.S. and other countries, along with certain international organizations, have imposed economic sanctions on Russia and certain Russian individuals, banking entities and corporations as a response to the invasion. The extent and duration of the military action, resulting sanctions, future market disruptions in the region and potential negative impact on other regional and global economic markets of the world are impossible to predict. Such major events have caused temporary market closures, supply chain disruptions, extreme volatility, severe losses, reduced liquidity and increased trading costs. Further, such events may have an impact on the Fund and its investments and could impact the Fund’s ability to purchase or sell securities or cause elevated tracking error and increased premiums or discounts to the Fund’s NAV.

STRATEGY RISK OF UNDERLYING FUNDS: The performance of a Syntax stratified-weight version of a major benchmark index may vary significantly from its capitalization-weighted or equal-weighted counterpart due to their differing weighting methodologies. The Syntax indices diversify by adjusting stock weights every quarter to target sector weights grouped by Related Business Risks. Neither a capitalization-weighted benchmark index nor an equally weighted benchmark index with the same constituents has target sector weighting rules; individual security weights vary according to their weighted average market value or the total number of constituents, respectively. As a result, a benchmark index may, at any point in time, hold larger proportions of outperforming stocks and/or sectors. Conversely, a benchmark index may hold smaller proportions of underperforming stocks and/or sectors. Accordingly, a benchmark index may significantly outperform a stratified-weight version of the same index. There is no assurance that the performance of a fund tracking a Syntax stratified-weight benchmark index will be positive, avoid a loss of capital, or meet or exceed that of either a fund tracking a similarly constituted capitalization-weighted or equally weighted benchmark index over any period of time.

EQUITY SECURITIES RISK: The value of equity securities may increase or decrease as a result of market fluctuations, changes in interest rates and perceived trends in stock prices.

ACTIVE MANAGEMENT RISK: The Fund, as well as certain Stratified Underlying Funds, are actively managed using proprietary investment strategies and processes. The Fund's dependence on stratification and judgments about the attractiveness, value and potential appreciation of particular investments or ETFs in which the Fund invests may prove to be incorrect and may not produce the desired results. Due to the Fund's anticipated investments primarily in shares of Stratified Underlying Funds it is also expected that the Fund's portfolio will typically have Stratified Weights. However, as an active fund and pursuant to the Trust's custom basket rules, it is possible for the Fund, at the Adviser's discretion, may, from time to time, own positions in individual securities in weights that are not in their relative Stratified Weights as outlined in the Principal Strategy. During these periods, the performance of the Fund may deviate from what would be expected from the Stratified Weight exposures and may not produce the desired results. There can be no guarantee that the strategies and processes employed by the Fund, and/or the Underlying Funds, will be successful. The Fund may underperform the 1500 Index.

PASSIVE STRATEGY/INDEX RISK OF CERTAIN UNDERLYING FUNDS: The Fund may invest in Underlying Funds or Securities that are managed with a passive investment strategy, attempting to track the performance of an unmanaged index of securities. This differs from an actively-managed fund, which typically seeks to outperform a benchmark index. Because certain of the Underlying Funds are designed to track the performance of an index, securities may be purchased, retained or sold at times when a more actively managed fund would not do so. As a result, passively-managed Underlying Funds may hold constituent securities of the Index regardless of the current or projected performance of a specific security or a particular industry or market sector. Maintaining investments in securities regardless of market conditions or the performance of individual securities could cause a passively-managed Underlying Funds' returns to be lower than if an active strategy were employed. There is no guarantee that any passively-managed Underlying Fund's investment results will have a high degree of correlation to that of its respective benchmark or that the Fund, through its investments in such Underlying Funds, will achieve its investment objective.

LARGE-CAPITALIZATION SECURITIES RISK: Returns on investments in securities of large companies could trail the returns on investments in securities of smaller and mid-sized companies. Larger companies may be unable to respond as quickly as smaller and mid-sized companies to competitive challenges or to changes in business, product, financial, or market conditions. Larger companies may not be able to maintain growth at the high rates that may be achieved by well-managed smaller and mid-sized companies. Under certain market conditions, the capitalization of a large-size company could decline to the extent that it exhibits the characteristics of a mid-capitalization company.

SMALL- AND MID-CAPITALIZATION SECURITIES RISK: Investing in securities of small and mid- sized companies may involve greater volatility than investing in larger and more established companies because small and mid-sized companies (i) can be subject to more abrupt or erratic share price changes than larger, more established companies, (ii) are more vulnerable to adverse business and economic developments, and (iii) are more thinly traded and less liquid relative to those of larger companies.

MARKET TRADING RISK: The Fund faces numerous market trading risks, including the potential lack of an active market for Fund Shares, losses from trading in secondary markets, periods of high volatility and disruption in the creation/redemption process of the Fund. Any of these factors, among others, may lead to Fund Shares trading at a premium or discount to net asset value ("NAV"). Accordingly, investors may pay more than NAV when purchasing Shares or receive less than NAV when selling Shares. Such divergence is likely to be greater under stressed market conditions.

TRACKING ERROR RISK OF CERTAIN UNDERLYING FUNDS: Certain of the Underlying Funds comprising the Fund's portfolio may be subject to tracking error, which is the divergence of a fund's performance from that of its underlying index. Tracking error may occur because of differences between the securities and other instruments held in a fund's portfolio and those included in its underlying index, pricing differences, transaction costs incurred by a fund, a fund's holding of uninvested cash, differences in timing of the accrual of or the valuation of dividends or interest, the requirements to maintain pass-through tax treatment, portfolio transactions carried out to minimize the distribution of capital gains to shareholders, changes to the underlying index or the costs to a fund of complying with various new or existing regulatory requirements. This risk may be heightened during times of increased market volatility or other unusual market conditions. Tracking error also may result because a fund incurs fees and expenses, while the underlying index does not.

LIQUIDITY RISK: Liquidity risk exists when particular investments are difficult to purchase or sell. Certain investments may be subject to restrictions on resale, trade over-the-counter or in limited volume, or lack an active trading market. Accordingly, the Fund may not be able to sell or close out of such investments at favorable times or prices (or at all), or at the prices approximating those at which the Fund currently values them; the Fund itself may also lack sufficient liquidity. There can be no guarantee that an investor will be able to enter or exit a desired position efficiently or promptly. While the Adviser has engaged with Authorized Participants ("APs") to seek to make a liquid, efficient market in the Fund, investors in the fund may incur fees and losses, including, but not limited to, upon exiting a position, in the event that the Fund or its underlying constituents are not highly liquid. Illiquid securities may trade at a discount from comparable, more liquid investments and may be subject to wide fluctuations in market value. In stressed market conditions, the liquidity of Shares may begin to mirror the liquidity of the Fund's underlying portfolio holdings, which can be significantly less liquid than Shares. This could lead to differences between the market prices of Shares and their underlying value.

LIMITED AUTHORIZED PARTICIPANTS, MARKET MAKERS AND LIQUIDITY PROVIDERS RISK: Because the Fund is an ETF, only a limited number of institutional investors (known as “Authorized Participants”) are authorized to purchase and redeem shares directly from the Fund. In addition, there may be a limited number of market makers and/or liquidity providers in the marketplace. To the extent either of the following events occurs, the risk of which is higher during periods of market stress, shares of the Fund may trade at a material discount to their NAV per share and possibly face delisting: (i) Authorized Participants exit the business or otherwise become unable to process creation and/or redemption orders and no other Authorized Participants step forward to perform these services, or (ii) market makers and/or liquidity providers exit the business or significantly reduce their business activities and no other entities step forward to perform their functions.

FUND OF FUNDS RISK. Your cost of investing in the Fund, as a fund of funds, may be higher than the cost of investing in a fund that only invests directly in individual equity and fixed income securities. Because the Fund will indirectly bear its pro rata share of the fees and expenses incurred by an Underlying Fund (to the extent such fees and expenses are not waived or absorbed by the Adviser) in which it invests, including advisory fees, an increase in fees and expenses of an Underlying Fund or a reallocation of the Fund’s investments to Underlying Funds with higher fees or expenses will increase the Fund’s total expenses. These expenses are in addition to other expenses that the Fund bears directly in connection with its own operations. An Underlying Fund may change its investment objective or policies without the Fund’s approval, which could cause the Fund to withdraw its investment from such Underlying Fund at a time that is unfavorable to the Fund. In addition, one Underlying Fund may buy the same securities that another Underlying Fund sells. Therefore, the Fund would indirectly bear the costs of these trades without accomplishing any investment purpose. If Underlying Funds invest in the same or similar securities, the Fund may indirectly bear concentration risk with respect to those investments. If the Fund invests in an Underlying Fund that has recently commenced operations, there can be no assurance that such Underlying Fund will grow to or maintain an economically viable size, in which case the Underlying Fund’s board or adviser may determine to liquidate the Underlying Fund or the Fund may indirectly bear higher expenses.

FUND PERFORMANCE

The following bar chart and table provide an indication of the risks of investing in the Fund. The bar chart shows the Fund’s performance for calendar years ended December 31. The table shows how the Fund’s average annual returns for the applicable periods compare with those of a broad measure of market performance. The returns were calculated using the methodology the SEC requires of registered funds. The Fund’s past performance (before and after taxes) is necessarily an indication of how the Fund will perform in the future. Updated performance information is available by calling (866) 972-4492 or visiting our website at www.SyntaxAdvisors.com.



Highest Quarterly Return	Fourth Quarter 2022	11.81%
Lowest Quarterly Return	Second Quarter 2022	-13.49%

Average Annual Total Returns (for periods ending 12/31/22)

	One Year	Since Inception (3/18/21)
Return Before Taxes	-10.05%	2.01%
Return After Taxes on Distributions	-10.40%	1.55%
Return After Taxes on Distributions and Sale of Fund Shares	-5.70%	1.51%
S&P Composite 1500 Index	-17.78%	0.04%

The after-tax returns presented in the table above are calculated using highest historical individual federal marginal income tax rates and do not reflect the impact of state and local taxes. Your actual after-tax returns will depend on your specific tax situation and may differ from those shown above. After-tax returns are not relevant to investors who hold Fund Shares through tax-advantaged arrangements, such as 401(k) plans or individual retirement accounts. The returns after taxes can exceed the returns before taxes due to an assumed tax benefit for a shareholder from realizing a capital loss on a sale of Fund Shares.

PORTFOLIO MANAGEMENT

Investment Adviser

Syntax Advisors, LLC serves as the investment adviser to the Fund.

Sub-Adviser

Vantage Consulting Group serves as the investment sub-adviser to the Fund.

Portfolio Managers

The professionals jointly and primarily responsible for the day-to-day management of the Fund are:

Name	Firm	Start Date
James Thomas Wolfe	Vantage Consulting Group Inc.	Since the Fund’s Inception.
Austin Dunkle	Vantage Consulting Group Inc.	Since May 2023
Glenn Freed	Syntax Advisors, LLC	Since May 2023

PURCHASE AND SALE OF FUND SHARES

Individual Fund Shares may only be purchased and sold on a national securities exchange through a broker-dealer. The price of Fund Shares is based on market price, and because ETF shares trade at market prices rather than at NAV, Shares may trade at a price greater than NAV (a premium) or less than NAV (a discount). Additionally, a shareholder may incur costs attributable to the difference between the highest price a buyer is willing to pay for the Fund's Shares (bid) and the lowest price a seller is willing to accept for the Fund's Shares (ask) when buying or selling Shares on the secondary market ("bid-ask spread"). The Fund will only issue or redeem Shares that have been aggregated into blocks of 25,000 Shares or multiples thereof ("Creation Units") to APs who have entered into agreements with the Fund's distributor. The Fund generally will issue or redeem Creation Units in return for a designated portfolio of securities (and an amount of cash) that the Fund specifies each day. Information regarding the Fund Shares such as NAV, market price and related other information is available on the Fund's website, at www.SyntaxAdvisors.com.

TAX INFORMATION

The Fund's distributions are expected to be taxed as ordinary income, qualified dividend income and/or capital gains, unless you are investing through a tax-deferred arrangement, such as a 401(k) plan or individual retirement account. However, subsequent withdrawals from such a tax-advantaged account may be subject to U.S. federal income tax. You should consult your tax advisor about your specific situation.

PAYMENTS TO BROKER-DEALERS AND OTHER FINANCIAL INTERMEDIARIES

If you purchase Fund Shares through a broker-dealer or other financial intermediary (such as a bank), the Fund and its related companies may pay the intermediary for the sale of Fund Shares and related services. These payments may create conflicts of interest by influencing the broker-dealer or other intermediary and your salesperson to recommend the Fund over another investment. Ask your salesperson or visit your financial intermediary's website for more information.

SYNTAX STRATIFIED U.S. TOTAL MARKET HEDGED ETF

OBJECTIVE

The Syntax Stratified U.S. Total Market Hedged ETF (the "Fund") seeks to obtain capital growth that meets or exceeds the performance of the S&P Composite 1500® Index (the "1500 Index") over a full market cycle by investing in exchange-traded funds ("ETFs") or underlying securities that provide Stratified Weight™ U.S. total equity market exposure to companies in the 1500 Index while seeking risk-managed growth via a defined risk hedging process.

FEES AND EXPENSES OF THE FUND

This table describes the fees and expenses that you may pay if you buy, hold and sell shares of the Fund ("Fund Shares"). **You may pay other fees, such as brokerage commissions and other fees to financial intermediaries, which are not reflected in this table and the Example below.**

Annual Fund Operating Expenses

(Expenses that you pay each year as a percentage of the value of your investment):

Management fees	1.00%
Distribution and service (12b-1) fees ¹	0.00%
Acquired Fund Fees and Expenses ²	0.27%
Other expenses	0.00%
Total Annual Fund Operating Expenses	1.27%
Fee Waiver/Expense Reimbursement ³	0.62%
Total Annual Fund Operating Expenses after Fee Waiver/Expense Reimbursement³	0.65%

- 1 The Fund currently pays no 12b-1 fees.
- 2 The Fund may incur “Acquired Fund Fees and Expenses.” Acquired Fund Fees and Expenses reflect the Fund’s pro rata share of the fees and expenses incurred by investing in other investment companies, including ETFs. The impact of Acquired Fund Fees and Expenses are included in the total returns of the Fund unless they are waived.
- 3 Pursuant to an Expense Limitation and Reimbursement Agreement (“Expense Agreement”), Syntax Advisors, LLC (the “Adviser”) has contractually agreed to waive its fees and absorb expenses until at least May 1, 2024, thereafter subject to annual re-approval by the Fund’s Board of Trustees, to ensure that Total Annual Fund Operating Expenses (except any (i) interest expense, (ii) taxes, (iii) brokerage expenses and other expenses (such as stamp taxes) connected with the execution of portfolio transactions or in connection with creation and redemption transactions, (iv) expenses associated with shareholder meetings, (v) compensation and expenses of the Independent Trustees, (vi) compensation and expenses of the Trust’s chief compliance officer and his or her staff, (vii) distribution fees and expenses paid by the Trust under any distribution plan adopted pursuant to Rule 12b-1 under the Investment Company Act of 1940 (the “1940 Act”), (viii) legal fees or expenses in connection with any arbitration, litigation or pending or threatened arbitration or litigation, including any settlements in connection therewith, and (ix) extraordinary expenses of the Fund) do not exceed 0.65% (the “Expense Cap”). The Expense Agreement further provides that the Adviser will reimburse a portion of its management fees for the Fund in an amount equal to the Acquired Fund Fees and Expenses attributable to the Fund’s investments in other series of the Trust or in funds advised or sub-advised by Vantage Consulting Group, Inc., the equity sub-adviser, or Swan Global Investments, LLC, the options sub-adviser, as each is defined below, through at least May 1, 2024. The Expense Agreement may be terminated only upon written agreement of the Trust and Adviser. Subject to approval by the Fund’s Board of Trustees, any waiver and/or reimbursement under the Expense Agreement is subject to repayment by the Fund within 36 months following the month in which fees are waived or reimbursed, if such repayment does not cause the Fund’s expense ratio (after the repayment is taken into account) to exceed either: (i) the expense cap in place at the time such amounts were waived or reimbursed; or (ii) the Fund’s current Expense Cap.

Example:

This Example is intended to help you compare the cost of investing in the Fund with the cost of investing in other funds. The Example assumes that you invest \$10,000 in the Fund for the time periods indicated, and then sell all of your Fund Shares at the end of those periods. The Example also assumes that your investment has a 5% return each year and that the Fund’s operating expenses remain the same. Only the Year 1 dollar amount shown below reflects the Adviser’s agreement to waive fees and/or reimburse fund expenses. Although your actual costs may be higher or lower, based on these assumptions your costs would be:

Year 1	Year 3	Year 5	Year 10
\$66	\$341	\$637	\$1,479

Portfolio Turnover:

The Fund pays transaction costs, such as commissions, when it buys and sells securities (or “turn over” its portfolios). A higher portfolio turnover rate for the Fund may generate higher transaction costs and may result in higher taxes when Fund Shares are held in a taxable account. These costs, which are not reflected in Total Annual Fund Operating Expenses or in the Example, affect the Fund’s performance. During the most recent fiscal year, the Fund’s portfolio turnover rate was 35% of the average value of its portfolio.

PRINCIPAL STRATEGIES

The Fund seeks Stratified WeightTM exposure to a broad range of stocks representative of approximately 90% of the total U.S. market capitalization, principally through the securities in the 1500 Index, through active investments in ETFs, or underlying securities. The Fund seeks to achieve its investment objective by investing in Syntax Stratified Weight ETFs (each a “Syntax Underlying Fund” and collectively, the “Syntax Underlying Funds” or “Underlying Funds”) or by investing in U.S. equity securities using the Stratified Weight methodology (“Securities”). The Fund will also invest in index options for risk management purposes and to seek to generate additional returns. The strategy used to select the Fund’s equity investments and its hedging strategy is called the “Stratified Defined Risk Strategy”. The equity assets in the Fund are managed by Vantage Consulting Group (the “Equity Sub-Adviser”) and the options investments in the Fund are managed by Swan Global Investments, LLC (the “Options Sub-Adviser”). In order to accomplish the Fund’s hedging strategy (“Defined Risk Strategy” or “DRS”), the Options Sub-Adviser utilizes a put options hedging strategy to hedge some of the Fund’s equity exposure. The put strategy is executed using mostly exchange-traded S&P 500 Index put options that have an inverse relationship to the S&P 500 Index. To seek to generate additional returns or hedge, the Options Sub-Adviser also buys and sells shorter-term (generally 1-3 month) put and call options on equity indices, and engages in various longer-term (12-24 month) spread option strategies.

Stratified Weight Methodology. Stratified-WeightTM is the weighting methodology by which Syntax, LLC (“Syntax”) diversifies its indices by hierarchically grouping and distributing the weight of an index’s constituent companies that share “Related Business Risks.” Related Business Risk occurs when two or more companies provide similar products and/or services or share economic relationships such as having common suppliers, customers or competitors. The process of identifying, grouping, and diversifying holdings across Related Business Risk groups within an index is called stratification, and was designed to correct for business risk concentrations that regularly occur in capitalization-weighted indices and equal-weighted indices. Capitalization weighting can cause an investor’s ownership to accumulate in the largest, most momentum-driven companies and industries, while equal weighting is intended to permit an investor’s ownership to accumulate in the industries that have the most company representatives in the index. Instead of concentrating in the largest companies or the most represented industries, Syntax diversifies (or stratifies) index weight across a fixed number of business risk groups in a manner designed to provide a diversified exposure to all of the business opportunities of an index. The Related Business Risk groups are: Consumer Products & Services; Energy; Financials; Food; Industrials; Information; Information Tools; and Healthcare.

Under normal circumstances, the Adviser expects to allocate the equity assets of the Fund among the Syntax® Stratified LargeCap ETF (and/or Syntax® Stratified LargeCap II ETF), the Syntax® Stratified MidCap ETF, and the Syntax® Stratified SmallCap ETF in exposures approximating those found in the Syntax U.S. Total Market Index, which are derived from their relative capitalization weighted exposures in the S&P Composite 1500 Index. Based on historical averages, the Adviser expects these exposures in the equity portion of the Fund's portfolio to be between 70% and 96% to the Syntax Underlying Funds or constituents representing S&P 500 (large capitalization) universe exposure, between 3% and 20% to the Syntax Underlying Funds or constituents representing S&P MidCap 400 (mid capitalization) universe exposure, and between 1% and 10% to the Syntax Underlying Funds or constituents representing S&P SmallCap 600 (small capitalization) universe exposure. The Syntax U.S. Total Market Index is reconstituted annually. The Fund, at the Adviser's discretion, may, from time to time, own these exposures in weights that are not in their relative positions in the Syntax U.S. Total Market Index or S&P 1500 Index if the Adviser deems it in the interest of the Fund. The Fund has a policy that under normal circumstances, it will invest at least 80% of holdings in companies that represent U.S. total market exposure as per the investment objective. There is no guarantee that the weights of the individual ETFs will be in the above ranges.

The targeted Underlying Funds and/or the Securities for the Stratified Weight equity strategy will comprise the Syntax® Stratified LargeCap ETF (and/or Syntax® Stratified LargeCap II ETF), the Syntax® Stratified MidCap ETF, and the Syntax® Stratified SmallCap ETF, or portfolios of securities that hold comparable securities in comparable classes in order to achieve Stratified Weight exposure. The terms "LargeCap", "MidCap", and "SmallCap" refer to companies with relatively higher, more moderate, and lower market value, respectively.

The Syntax® Stratified LargeCap ETF (ticker: SSPY) and the Syntax® Stratified LargeCap II ETF (ticker: SPYS) each reweight the constituents of the S&P 500® Index and seek to provide investment results that, before expenses, correspond generally to the total return performance of the publicly traded equity securities of companies comprising the Syntax Stratified LargeCap Index. SSPY and SPYS both utilize Syntax's Stratified Weight™ methodology to spread exposure more evenly across the business risks in the S&P 500. The goal for each of SSPY and SPYS is to deliver a return that is representative of all the business opportunities in the Syntax Stratified LargeCap Index. By doing this, SSPY and SPYS each address the Related Business Risk concentrations that occur in capitalization-weighted indices.

The Syntax® Stratified MidCap ETF (ticker: SMDY) reweights the constituents of the S&P MidCap 400® Index and seeks to track, before fees and expenses, the total return performance of the Syntax Stratified MidCap Index. SMDY utilizes Syntax's Stratified Weight™ methodology to spread exposure more evenly across the business risks in the S&P MidCap 400 Index. SMDY's goal is to deliver a return that is representative of all the business opportunities in the Syntax Stratified MidCap Index. By doing this, SMDY addresses the Related Business Risk concentrations that occur in capitalization-weighted indices.

The Syntax® Stratified SmallCap ETF (ticker: SSLY) reweights the constituents of the S&P SmallCap 600® Index and seeks to track, before fees and expenses, the total return performance of the Syntax Stratified SmallCap Index. SSLY utilizes Syntax's Stratified Weight™ methodology to spread exposure more evenly across the business risks in the S&P SmallCap 600 Index. SSLY's goal is to deliver a return that is representative of all the business opportunities in the Syntax Stratified SmallCap Index. By doing this, SSLY addresses the Related Business Risk concentrations that occur in capitalization-weighted indices.

Under normal market conditions, the referent indices for each of the Syntax Underlying Funds rebalance quarterly, on the third Friday of each quarter-ending month, and include components allocated across the above referenced Related Business Risk groups. The Fund will allocate across the Syntax Underlying Funds through the methodology described above.

The Fund is actively managed, and the weighting of the Syntax Underlying Funds or the weighting of the Securities is expected to shift over time, based on the outlook of the Adviser and Sub-Adviser who is responsible for setting the periodic allocation of the Fund across its large, mid, and small cap exposure. With the exception of the Syntax Stratified LargeCap II ETF which is actively managed, the Syntax Underlying Funds use a "passive", or indexing, approach to try to achieve each Syntax Underlying Fund's investment objective. The Adviser may, from time to time, allocate to other Syntax Stratified Weight ETFs that use active and/or passive strategies as applied to comparable U.S. equity investment universes.

Defined Risk Strategy. The application of the Defined Risk Strategy involves the purchase and sale of various "options", which refer to exchange-traded contracts that give the purchaser of the option the right to buy an underlying reference instrument, such as a specified security or index, from the option seller (in the case of a call option), or to sell a specified reference instrument to the seller of the option (in the case of a put option) at a designated price during the term of the option. The DRS seeks to protect against large losses by hedging the Fund's equity exposure through purchases of protective long-term S&P 500 Index put options that give the Fund the right to sell a security or index at a set (strike) price or sell the long-term put option on an option exchange. A put option contract entitles the purchaser to receive from the seller a cash payment equal to the amount of any depreciation in the value of the reference index below a fixed price as of the valuation date of the option. Generally, S&P 500 Index put options have an inverse relationship to the S&P 500 Index and its sector-specific constituents.

In addition to its aim of protecting against large losses through the purchase of long-term S&P 500 Index put options, the application of the DRS also seeks to increase the Fund's returns by actively buying and selling shorter-term (typically 1-3 month) put and call options on equity indices. Call options, which are the opposite of put options, are contracts that entitle the purchaser to receive from the seller a cash payment equal to the amount of any appreciation in the value of the reference index over a fixed price as of the valuation date of the option.

In applying the DRS, the Fund will employ various longer-term (typically 12-24 month) spread option strategies. A spread option refers to an option strategy created by the simultaneous purchase and sale of options of the same type, and on the same underlying security, but with different strike prices and/or expiration dates. Spread option strategies involve, for example, buying a twelve-month call option while simultaneously selling an "out-of-the-money" (referring to an option strike price greater than the current market price of the reference asset) twelve-month call option. In addition, the Fund will occasionally write short-term (typically 1-3 month) S&P 500 Index call options on a portion of the underlying equity in the Fund.

Please see the Additional Strategies Information section of the Prospectus for more information on the Syntax Stratified Weight methodology, the Defined Risk Strategy, and the Underlying Funds.

PRINCIPAL RISKS OF INVESTING IN THE FUND

As with all investments, there are certain risks of investing in the Fund. Fund Shares will change in value, and you could lose money by investing in the Fund.

LEVERAGING RISK: The use of leverage, such as that embedded in options, could magnify the Fund's gains or losses.

MARKET RISK: Overall securities market risks will affect the value of individual instruments in which the Fund and the Underlying Funds invest and the market price of a security may fluctuate, sometimes rapidly and unpredictably. Markets may additionally be impacted by negative external and or direct and indirect economic factors such as global trade policies, economic growth and market conditions, interest rates, war, terrorism, natural and environmental disasters, public health emergencies and political events affect the markets in which the Fund and the Syntax Underlying Funds invest. The adverse impact of any one or more of these events on the market value of the Fund's investments could be significant and cause losses.

MARKET DISRUPTION RISK: Geopolitical and other events, including but not limited to war, terrorism, economic uncertainty, trade disputes and public health crises have led, and in the future may lead, to disruptions in the U.S. and world economies and markets, which in turn may increase financial market volatility and have significant adverse direct or indirect effects on the Fund and its investments. Market disruptions could cause the Fund to lose money and encounter operational difficulties. In particular, the global COVID-19 pandemic has had, and is expected to continue to have, a severely adverse impact on the economies of many nations, individual companies and the market in general. The ongoing effects, duration and costs of the COVID-19 pandemic are impossible to predict, and the circumstances surrounding the COVID-19 pandemic will continue to evolve, including the risk of future increased rates of infection due to low vaccination rates and/or the lack of effectiveness of current vaccines against new variants. On February 24, 2022, Russia launched an invasion of Ukraine which has resulted in increased volatility in various financial markets and across various sectors. The U.S. and other countries, along with certain international organizations, have imposed economic sanctions on Russia and certain Russian individuals, banking entities and corporations as a response to the invasion. The extent and duration of the military action, resulting sanctions, future market disruptions in the region and potential negative impact on other regional and global economic markets of the world are impossible to predict. Such major events have caused temporary market closures, supply chain disruptions, extreme volatility, severe losses, reduced liquidity and increased trading costs. Further, such events may have an impact on the Fund and its investments and could impact the Fund's ability to purchase or sell securities or cause elevated tracking error and increased premiums or discounts to the Fund's NAV.

STRATEGY RISK OF UNDERLYING FUNDS: The performance of a Syntax stratified-weight version of a major benchmark index may vary significantly from its capitalization-weighted or equal-weighted counterpart due to their differing weighting methodologies. The Syntax indices diversify by adjusting stock weights every quarter to target sector weights grouped by Related Business Risks. Neither a capitalization-weighted benchmark index nor an equally weighted benchmark index with the same constituents has target sector weighting rules; individual security weights vary according to their weighted average market value or the total number of constituents, respectively. As a result, a benchmark index may, at any point in time, hold larger proportions of outperforming stocks and/or sectors. Conversely, a benchmark index may hold smaller proportions of underperforming stocks and/or sectors. Accordingly, a benchmark index may significantly outperform a stratified-weight version of the same index. There is no assurance that the performance of a fund tracking a Syntax stratified-weight benchmark index will be positive, avoid a loss of capital, or meet or exceed that of either a fund tracking a similarly constituted capitalization-weighted or equally weighted benchmark index over any period of time.

OPTIONS RISK: The use of options involves investment strategies and risks different from those associated with ordinary portfolio securities transactions. The prices of options are volatile and are influenced by, among other things, actual and anticipated changes in the value of the underlying instrument, or in interest or currency exchange rates, including the anticipated volatility (known as implied volatility), which in turn are affected by fiscal and monetary policies and by national and international political and economic events. Accordingly, prior to the exercise or expiration of an option, the Fund is exposed to implied volatility risk, meaning the value, as based on implied volatility, of an option may increase due to market and economic conditions or views based on the sector or industry in which issuers of the underlying instrument participate, including company-specific factors. Increases in implied volatility of options may affect the value of an option, even if the value of the underlying instrument does not change, which could result in a reduction in the Fund's share price. In unusual market circumstances where implied volatility sharply increases or decreases causing options spreads to be significantly correlated to the underlying instrument, the Fund's strategy may not perform as anticipated. Purchased put options may expire worthless and may have imperfect correlation to the value of the Fund's sector-based investments. Written call and put options may limit the Fund's participation in equity market gains and may amplify losses in market declines. The Fund's losses are potentially large in a written put or call transaction. If unhedged, written calls expose the Fund to potentially unlimited losses.

BASIS RISK: In the context of using options in a portfolio, basis risk refers to the lack of expected correlation between a hedging instrument or strategy and the underlying assets being hedged. Such a lack of correlation may result in reduced effectiveness of the hedging instrument or strategy, which in turn may adversely affect the Fund in terms of increased hedging costs or reduced risk mitigation. Specifically, the Fund's purchase of exchange-traded put options based upon the S&P 500 Index to hedge against downward movements in the Underlying Funds or Securities creates the risk that the hedge may not be effective because the Underlying Funds or Securities contain more constituents and at different weightings than the S&P 500 Index. At times, the performance of the Underlying Funds or Securities can and will differ from the S&P 500 Index upon which the options are based. The implementation of the Defined Risk Strategy also will involve additional purchases and sales of options based on indices other than the S&P 500, which also could create basis risk.

DERIVATIVES RISK: The Fund invests in various exchange-traded call and put options, which are types of derivatives. Generally, derivatives are financial instruments that derive their performance from an underlying reference asset, such as an index. Derivatives, such as options, involve risks different from, and in some respects greater than, the risks associated with investing in more traditional investments such as stocks. These instruments can be highly volatile, less liquid than other securities and may perform in unanticipated ways. The return on a derivative instrument may not correlate with the return of its underlying reference asset. Derivatives can be difficult to value and may at times be highly illiquid, and the Fund may not be able to close out or sell a derivative at a particular time or at an anticipated price. Derivatives that are traded on organized exchanges and/or through clearing organizations involve the possibility that the futures commission merchant or clearing organization will default in the performance of its obligations. Ongoing changes to regulation of the derivatives markets and potential changes in the regulation of funds using derivative instruments could limit the Fund's ability to implement the Defined Risk Strategy. New regulation of derivatives may make them costlier, may limit their availability, or may otherwise adversely affect their value or performance. There is no assurance that the Fund's use of derivatives will be successful in serving as a hedging mechanism or generating additional return, or that the Fund will not lose money.

EQUITY SECURITIES RISK: The value of equity securities may increase or decrease as a result of market fluctuations, changes in interest rates and perceived trends in stock prices.

MANAGEMENT RISK: The Fund's dependence on stratification and judgments about the attractiveness, value and potential appreciation of particular investments or ETFs in which the Fund invests may prove to be incorrect and may not produce the desired results. As an active fund and pursuant to the trust's custom basket rules, the Fund, at the Adviser's discretion, may, from time to time, own its securities in exposures and weights that are not in their relative Stratified Weight exposures outlined in the Principal Strategy if the Adviser deems it in the interest of the Fund. During these periods, the performance of the Fund may deviate from what would be expected from the Stratified Weight exposures and may not produce the desired results. The Options Sub-Adviser's dependence on its Defined Risk Strategy ("DRS") process and judgments about the attractiveness, value and potential appreciation of particular investments or ETFs and options in which the Fund invests or writes may prove to be incorrect and may not produce the desired results.

ACTIVE MANAGEMENT RISK: The Fund, as well as certain Stratified Underlying Funds, are actively managed using proprietary investment strategies and processes. The Fund's dependence on stratification and judgments about the attractiveness, value and potential appreciation of particular investments or ETFs in which the Fund invests may prove to be incorrect and may not produce the desired results. Due to the Fund's anticipated investments primarily in shares of Stratified Underlying Funds it is also expected that the Fund's portfolio will typically have Stratified Weights. However, as an active fund and pursuant to the Trust's custom basket rules, it is possible for the Fund, at the Adviser's discretion, may, from time to time, own positions in individual securities in exposures and weights that are not in their relative Stratified Weight Weights as outlined in the Principal Strategy if the Adviser deems it in the interest of the Fund. During these periods, the performance of the Fund may deviate from what would be expected from the Stratified Weight exposures and may not produce the desired results. The application of the Defined Risk Strategy and judgments about the attractiveness, value and potential appreciation of particular options in which the Fund invests or writes may prove to be incorrect and may not produce the desired results. There can be no guarantee that the strategies and processes employed by the Fund, and/or the Underlying Funds, will be successful. The Fund may underperform the S&P 500 Index.

PASSIVE STRATEGY/INDEX RISK OF CERTAIN UNDERLYING FUNDS: The Fund may invest in Underlying Funds or Securities that are managed with a passive investment strategy, attempting to track the performance of an unmanaged index of securities. This differs from an actively-managed fund, which typically seeks to outperform a benchmark index. Because each Underlying Fund is designed to track the performance of an index, securities may be purchased, retained or sold at times when a more actively managed fund would not do so. As a result, the Fund may hold constituent securities of the Index regardless of the current or projected performance of a specific security or a particular industry or market sector. Maintaining investments in securities regardless of market conditions or the performance of individual securities could cause the Fund's return to be lower than if the Fund employed an active strategy. There is no guarantee that each Underlying Fund's investment results will have a high degree of correlation to those of their respective benchmark or that the Fund will achieve its investment objective.

LARGE-CAPITALIZATION SECURITIES RISK: Returns on investments in securities of large companies could trail the returns on investments in securities of smaller and mid-sized companies. Larger companies may be unable to respond as quickly as smaller and mid-sized companies to competitive challenges or to changes in business, product, financial, or market conditions. Larger companies may not be able to maintain growth at the high rates that may be achieved by well-managed smaller and mid-sized companies. Under certain market conditions, the capitalization of a large-size company could decline to the extent that it exhibits the characteristics of a mid-capitalization company.

SMALL- AND MID-CAPITALIZATION SECURITIES RISK: Investing in securities of small and mid-sized companies may involve greater volatility than investing in larger and more established companies because small and mid-sized companies (i) can be subject to more abrupt or erratic share price changes than larger, are more established companies, (ii) are more vulnerable to adverse business and economic developments, and (iii) are more thinly traded and less liquid relative to those of larger companies.

MARKET TRADING RISK: The Fund faces numerous market trading risks, including the potential lack of an active market for Fund Shares, losses from trading in secondary markets, periods of high volatility and disruption in the creation/redemption process of the Fund. Any of these factors, among others, may lead to Fund Shares trading at a premium or discount to net asset value ("NAV"). Accordingly, investors may pay more than NAV when purchasing Shares or receive less than NAV when selling Shares. Such divergence is likely to be greater under stressed market conditions.

TRACKING ERROR RISK OF CERTAIN UNDERLYING FUNDS: Certain of the Syntax Underlying Funds comprising the Fund's portfolio may be subject to tracking error, which is the divergence of a fund's performance from that of its underlying index. Tracking error may occur because of differences between the securities and other instruments held in a fund's portfolio and those included in its underlying index, pricing differences, transaction costs incurred by a fund, a fund's holding of uninvested cash, differences in timing of the accrual of or the valuation of dividends or interest, the requirements to maintain pass-through tax treatment, portfolio transactions carried out to minimize the distribution of capital gains to shareholders, changes to the underlying index or the costs to a fund of complying with various new or existing regulatory requirements. This risk may be heightened during times of increased market volatility or other unusual market conditions. Tracking error also may result because a fund incurs fees and expenses, while the underlying index does not.

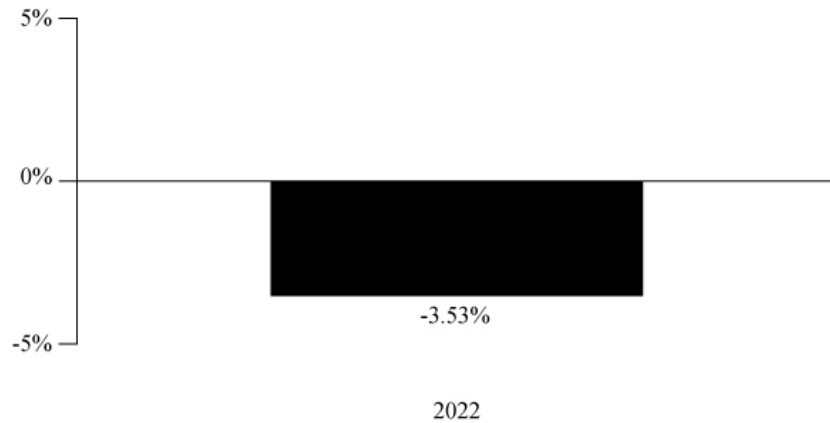
LIQUIDITY RISK: Liquidity risk exists when particular investments are difficult to purchase or sell. Certain investments may be subject to restrictions on resale, trade over-the-counter or in limited volume, or lack an active trading market. Accordingly, the Fund may not be able to sell or close out of such investments at favorable times or prices (or at all), or at the prices approximating those at which the Fund currently values them; the Fund itself may also lack sufficient liquidity. There can be no guarantee that an investor will be able to enter or exit a desired position efficiently or promptly. While the Adviser has engaged with Authorized Participants ("APs") to seek to make a liquid, efficient market in the Fund, investors in the fund may incur fees and losses, including, but not limited to, upon exiting a position, in the event that the Fund or its underlying constituents are not highly liquid. Illiquid securities may trade at a discount from comparable, more liquid investments and may be subject to wide fluctuations in market value. In stressed market conditions, the liquidity of Shares may begin to mirror the liquidity of the Fund's underlying portfolio holdings, which can be significantly less liquid than Shares. This could lead to differences between the market prices of Shares and their underlying value.

LIMITED AUTHORIZED PARTICIPANTS, MARKET MAKERS AND LIQUIDITY PROVIDERS RISK: Because the Fund is an ETF, only a limited number of institutional investors (known as "Authorized Participants") are authorized to purchase and redeem shares directly from the Fund. In addition, there may be a limited number of market makers and/or liquidity providers in the marketplace. To the extent either of the following events occurs, the risk of which is higher during periods of market stress, shares of the Fund may trade at a material discount to their NAV per share and possibly face delisting: (i) Authorized Participants exit the business or otherwise become unable to process creation and/or redemption orders and no other Authorized Participants step forward to perform these services, or (ii) market makers and/or liquidity providers exit the business or significantly reduce their business activities and no other entities step forward to perform their functions.

FUND OF FUNDS RISK. Your cost of investing in the Fund, as a fund of funds, may be higher than the cost of investing in a fund that only invests directly in individual equity and fixed income securities. Because the Fund will indirectly bear its pro rata share of the fees and expenses incurred by an Underlying Fund (to the extent such fees and expenses are not waived or absorbed by the Adviser) in which it invests, including advisory fees, an increase in fees and expenses of an Underlying Fund or a reallocation of the Fund's investments to Underlying Funds with higher fees or expenses will increase the Fund's total expenses. These expenses are in addition to other expenses that the Fund bears directly in connection with its own operations. An Underlying Fund may change its investment objective or policies without the Fund's approval, which could cause the Fund to withdraw its investment from such Underlying Fund at a time that is unfavorable to the Fund. In addition, one Underlying Fund may buy the same securities that another Underlying Fund sells. Therefore, the Fund would indirectly bear the costs of these trades without accomplishing any investment purpose. If Underlying Funds invest in the same or similar securities, the Fund may indirectly bear concentration risk with respect to those investments. If the Fund invests in an Underlying Fund that has recently commenced operations, there can be no assurance that such Underlying Fund will grow to or maintain an economically viable size, in which case the Underlying Fund's board or adviser may determine to liquidate the Underlying Fund or the Fund may indirectly bear higher expenses.

FUND PERFORMANCE

The following bar chart and table provide an indication of the risks of investing in the Fund. The bar chart shows the Fund's performance for calendar years ended December 31. The table shows how the Fund's average annual returns for the applicable periods compare with those of a broad measure of market performance. The returns were calculated using the methodology the SEC requires of registered funds. The Fund's past performance (before and after taxes) is necessarily an indication of how the Fund will perform in the future. Updated performance information is available by calling (866) 972-4492 or visiting our website at www.SyntaxAdvisors.com.



Highest Quarterly Return	Fourth Quarter 2022	7.07%
Lowest Quarterly Return	Second Quarter 2022	-5.88%

Average Annual Total Returns (for periods ending 12/31/22)

	One Year	Since Inception (6/15/21)
Return Before Taxes	-3.53%	-0.07%
Return After Taxes on Distributions	-4.60%	-0.96%
Return After Taxes on Distributions and Sale of Fund Shares	-1.88%	-0.28%
S&P 1500 Composite Index	-17.78%	-5.04%

The after-tax returns presented in the table above are calculated using highest historical individual federal marginal income tax rates and do not reflect the impact of state and local taxes. Your actual after-tax returns will depend on your specific tax situation and may differ from those shown above. After-tax returns are not relevant to investors who hold Fund Shares through tax-advantaged arrangements, such as 401(k) plans or individual retirement accounts. The returns after taxes can exceed the returns before taxes due to an assumed tax benefit for a shareholder from realizing a capital loss on a sale of Fund Shares.

PORTFOLIO MANAGEMENT

Investment Adviser

Syntax Advisors, LLC serves as the investment adviser to the Fund.

Equity Sub-Adviser

Vantage Consulting Group Inc. serves as an investment sub-adviser to the Fund.

Options Sub-Adviser

Swan Global Investments, LLC serves as an investment sub-adviser to the Fund.

Portfolio Managers

The professionals jointly and primarily responsible for the day-to-day management of the Fund are:

Name	Firm	Start Date
James Wolfe	Vantage Consulting Group Inc.	Since the Fund's Inception.
Austin Dunkle	Vantage Consulting Group Inc.	Since May 2023
Glenn Freed	Syntax Advisors, LLC	Since May 2023
Randy Swan	Swan Global Investments, LLC	Since the Fund's Inception.
Robert Swan	Swan Global Investments, LLC	Since the Fund's Inception.
Chris Hausman	Swan Global Investments, LLC	Since the Fund's Inception.

PURCHASE AND SALE OF FUND SHARES

Individual Fund Shares may only be purchased and sold on a national securities exchange through a broker-dealer. The price of Fund Shares is based on market price, and because ETF shares trade at market prices rather than at NAV, Shares may trade at a price greater than NAV (a premium) or less than NAV (a discount). Additionally, a shareholder may incur costs attributable to the difference between the highest price a buyer is willing to pay for the Fund's Shares (bid) and the lowest price a seller is willing to accept for the Fund's Shares (ask) when buying or selling Shares on the secondary market ("bid-ask spread"). The Fund will only issue or redeem Shares that have been aggregated into blocks of 25,000 Shares or multiples thereof ("Creation Units") to APs who have entered into agreements with the Fund's distributor. The Fund generally will issue or redeem Creation Units in return for a designated portfolio of securities (and an amount of cash) that the Fund specifies each day. Information regarding the Fund Shares such as NAV, market price and related other information is available on the Fund's website, at www.SyntaxAdvisors.com.

TAX INFORMATION

The Fund's distributions are expected to be taxed as ordinary income, qualified dividend income and/or capital gains, unless you are investing through a tax-deferred arrangement, such as a 401(k) plan or individual retirement account. However, subsequent withdrawals from such a tax-advantaged account may be subject to U.S. federal income tax. You should consult your tax advisor about your specific situation.

PAYMENTS TO BROKER-DEALERS AND OTHER FINANCIAL INTERMEDIARIES

If you purchase Fund Shares through a broker-dealer or other financial intermediary (such as a bank), the Fund and its related companies may pay the intermediary for the sale of Fund Shares and related services. These payments may create conflicts of interest by influencing the broker-dealer or other intermediary and your salesperson to recommend the Fund over another investment. Ask your salesperson or visit your financial intermediary's website for more information.

SYNTAX STRATIFIED TOTAL MARKET II ETF

OBJECTIVE

The Syntax Stratified Total Market II ETF (the “Fund”) seeks to obtain capital growth that exceeds the performance of the S&P Composite 1500® Index (the “1500 Index”) over a full market cycle by investing in exchange-traded funds (“ETFs”) or underlying securities that provide Stratified Weight™ U.S. total equity market exposure to companies in the 1500 Index.

FEES AND EXPENSES OF THE FUND

This table describes the fees and expenses that you may pay if you buy, hold and sell shares of the Fund (“Fund Shares”). **You may pay other fees, such as brokerage commissions and other fees to financial intermediaries, which are not reflected in this table and the Example below.**

Annual Fund Operating Expenses

(Expenses that you pay each year as a percentage of the value of your investment):

Management fees	0.75%
Distribution and service (12b-1) fees ¹	0.00%
Acquired Fund Fees and Expenses ²	0.30%
Other expenses	0.00%
Total Annual Fund Operating Expenses	1.05%
Fee Waiver/Expense Reimbursement ³	0.70%
Total Annual Fund Operating Expenses after Fee Waiver/Expense Reimbursement³	0.35%

- (1) The Fund currently pays no 12b-1 fees.
- (2) The Fund may incur “Acquired Fund Fees and Expenses.” Acquired Fund Fees and Expenses reflect the Fund’s *pro rata* share of the fees and expenses incurred by investing in other investment companies, including ETFs. The impact of Acquired Fund Fees and Expenses are included in the total returns of the Fund unless they are waived.
- (3) Pursuant to an Expense Limitation and Reimbursement Agreement (“Expense Agreement”), Syntax Advisors, LLC (the “Adviser”) has contractually agreed to waive its fees and absorb expenses until at least May 1, 2024, thereafter subject to annual re-approval by the Fund’s Board of Trustees, to ensure that Total Annual Fund Operating Expenses (except any (i) interest expense, (ii) taxes, (iii) brokerage expenses and other expenses (such as stamp taxes) connected with the execution of portfolio transactions or in connection with creation and redemption transactions, (iv) expenses associated with shareholder meetings, (v) compensation and expenses of the Independent Trustees, (vi) compensation and expenses of the Trust’s chief compliance officer and his or her staff, (vii) distribution fees and expenses paid by the Trust under any distribution plan adopted pursuant to Rule 12b-1 under the Investment Company Act of 1940 (the “1940 Act”), (viii) legal fees or expenses in connection with any arbitration, litigation or pending or threatened arbitration or litigation, including any settlements in connection therewith, and (ix) extraordinary expenses of the Fund) do not exceed 0.35% (the “Expense Cap”). The Expense Agreement further provides that the Adviser will reimburse a portion of its management fees for the Fund in an amount equal to the Acquired Fund Fees and Expenses attributable to the Fund’s investments in other series of the Trust or in funds advised or sub-advised by Vantage Consulting Group, Inc., the sub-adviser, as is defined below, through at least May 1, 2024. The Expense Agreement may be terminated only upon written agreement of the Trust and Adviser. Subject to approval by the Fund’s Board of Trustees, any waiver and/or reimbursement under the Expense Agreement is subject to repayment by the Fund within 36 months following the month in which fees are waived or reimbursed, if such repayment does not cause the Fund’s expense ratio (after the repayment is taken into account) to exceed either: (i) the expense cap in place at the time such amounts were waived or reimbursed; or (ii) the Fund’s current Expense Cap.

Example:

This Example is intended to help you compare the cost of investing in the Fund with the cost of investing in other funds. The Example assumes that you invest \$10,000 in the Fund for the time periods indicated, and then sell all of your Fund Shares at the end of those periods. The Example also assumes that your investment has a 5% return each year and that the Fund’s operating expenses remain the same. Only the Year 1 dollar amount shown below reflects the Adviser’s agreement to waive fees and/or reimburse fund expenses. Although your actual costs may be higher or lower, based on these assumptions your costs would be:

Portfolio Turnover:

Year 1	Year 3	Year 5	Year 10
\$36	\$264	\$511	\$1,219

The Fund pays transaction costs, such as commissions, when it buys and sells securities (or “turns over” its portfolio). A higher portfolio turnover rate may generate higher transaction costs and may result in higher taxes when Fund Shares are held in a taxable account. These costs, which are not reflected in Total Annual Fund Operating Expenses or in the Example, affect the Fund’s performance. Since the Fund’s inception date of June 14, 2022, to the end of the most recent fiscal period on December 31, 2022, the Fund’s annualized portfolio turnover rate was 11% of the average value of its portfolio.

PRINCIPAL STRATEGIES

The Fund seeks Stratified Weight™ exposure to a broad range of stocks representative of approximately 90% of the total U.S. market capitalization through active investments in ETFs, or underlying securities. The Fund seeks to achieve its investment objective by investing in Syntax Stratified Weight ETFs (each a “Syntax Underlying Fund” and collectively, the “Syntax Underlying Funds” or “Underlying Funds”) or by investing in U.S. equity securities using the Stratified Weight methodology (“Securities”). The Fund has a policy that under normal circumstances, it will invest at least 80% of its net assets, plus the amount of any borrowings for investment purposes, in equity securities of U.S. issuers. A U.S. issuer is considered to be a company (i) meeting the eligibility requirements for inclusion within the 1500 Index and/or (ii) with its principal listing on an U.S. national securities exchange

Stratified-Weight™ is the weighting methodology by which Syntax, LLC (“Syntax”) diversifies its indices by hierarchically grouping and distributing the weight of an index’s constituent companies that share “Related Business Risks.” Related Business Risk occurs when two or more companies provide similar products and/or services or share economic relationships such as having common suppliers, customers or competitors. The process of identifying, grouping, and diversifying holdings across Related Business Risk groups within an index is called stratification, and was designed to correct for business risk concentrations that regularly occur in capitalization-weighted indices and equal-weighted indices. Capitalization weighting can cause an investor’s ownership to accumulate in the largest, most momentum-driven companies and industries, while equal weighting is intended to permit an investor’s ownership to accumulate in the industries that have the most company representatives in the index. Instead of concentrating in the largest companies or the most represented industries, Syntax diversifies (or stratifies) index weight across a fixed number of business risk groups in a manner designed to provide a diversified exposure to all of the business opportunities of an index. The Related Business Risk groups are: Consumer Products & Services; Energy; Financials; Food; Industrials; Information; Information Tools; and Healthcare.

Under normal circumstances, the Adviser expects to allocate the assets of the Fund among the Syntax® Stratified LargeCap ETF (and/or the Syntax® Stratified LargeCap II ETF), the Syntax® Stratified MidCap ETF and the Syntax® Stratified SmallCap ETF in exposures approximate to their exposures in the Syntax Stratified U.S. Total Market Index. Based on historical averages the Adviser expects these exposures in the Fund’s portfolio to be between 70% and 96% to the Syntax® Stratified LargeCap ETF (and/or the Syntax® Stratified LargeCap II ETF) or constituents representing S&P 500 (large capitalization) universe exposure, between 3% and 20% to the Syntax® Stratified MidCap ETF or constituents representing S&P MidCap 400 (mid capitalization) universe exposure, and between 1% and 10% to the Syntax® Stratified SmallCap ETF or constituents that represent S&P SmallCap 600 (small capitalization) universe exposure. The Fund, at the Adviser’s discretion, may, from time to time, own these exposures in weights that are above or below these expected ranges if the Adviser deems it in the interest of the Fund. There is no guarantee that the weights of the Underlying Funds will be in the above ranges. The Fund is managed by Vantage Consulting Group (the “Sub-Adviser”).

General. The targeted Underlying Funds and/or the Securities for the Fund will comprise the Syntax® Stratified LargeCap ETF and/or Syntax® Stratified LargeCap II ETF, the Syntax® Stratified MidCap ETF, and the Syntax® Stratified SmallCap ETF, or portfolios of securities that hold comparable securities in comparable classes in a Stratified Weight methodology. The terms “LargeCap”, “MidCap”, and “SmallCap” refer to companies with relatively higher, more moderate, and lower market value, respectively.

The Syntax® Stratified LargeCap ETF (ticker: SSPY) reweights the constituents of the S&P 500® Index and seeks to provide investment results that, before expenses, correspond generally to the total return performance of the publicly traded equity securities of companies comprising the Syntax Stratified LargeCap Index. The goal for SSPY is to deliver a return that is representative of all the business opportunities in the Syntax Stratified LargeCap Index. The Syntax® Stratified LargeCap II ETF (ticker: SPYS) invests in U.S. LargeCap stocks and seeks to obtain capital growth that meets or exceeds the performance of the S&P 500® Index. SSPY and SPYS both utilize Syntax’s Stratified Weight™ methodology to spread exposure more evenly across the business risks in the S&P 500. By doing this, SSPY and SPYS each address the Related Business Risk concentrations that occur in capitalization-weighted indices. The market capitalization of companies in the S&P 500 Index as of December 31, 2022 was between \$3.9 billion and \$2.1 trillion.

The Syntax® Stratified MidCap ETF (ticker: SMDY) reweights the constituents of the S&P MidCap 400® Index and seeks to provide investment results that, before expenses, correspond generally to the total return performance of the publicly traded equity securities of companies comprising the Syntax Stratified MidCap Index. SMDY utilizes Syntax’s Stratified Weight™ methodology to spread exposure more evenly across the business risks in the S&P MidCap 400 Index. SMDY’s goal is to deliver a return that is representative of all the business opportunities in the Syntax Stratified MidCap Index. By doing this, SMDY addresses the Related Business Risk concentrations that occur in capitalization-weighted indices. The market capitalization of companies in the S&P MidCap 400 Index as of December 31, 2022 was between \$1.7 billion and \$30.5 billion.

The Syntax® Stratified SmallCap ETF (ticker: SSLY) reweights the constituents of the S&P SmallCap 600® Index and seeks to provide investment results that, before expenses, correspond generally to the total return performance of the publicly traded equity securities of companies comprising the Syntax Stratified SmallCap Index. SSLY utilizes Syntax's Stratified Weight™ methodology to spread exposure more evenly across the business risks in the S&P SmallCap 600 Index. SSLY's goal is to deliver a return that is representative of all the business opportunities in the Syntax Stratified SmallCap Index. By doing this, SSLY addresses the Related Business Risk concentrations that occur in capitalization-weighted indices. The market capitalization of companies in the S&P SmallCap 600 Index as of December 31, 2022 was between \$203 million and \$6.2 billion.

The Syntax Stratified U.S. Total Market Index is an index comprised of the constituents of the Syntax Stratified LargeCap Index, the Syntax Stratified MidCap Index and the Syntax Stratified SmallCap Index, and is reconstituted annually. Under normal market conditions, the referent indices for each of the Syntax Underlying Funds rebalance quarterly, on the third Friday of each quarter-ending month, and include components allocated across the above-described Related Business Risk groups. The Fund will allocate across the Syntax Underlying Funds through the methodology described above.

The Fund is actively managed, and the weighting of the Syntax Underlying Funds or the weighting of the Securities is expected to shift over time, based on the outlook of the Adviser and Sub-Adviser who is responsible for setting the periodic allocation of the Fund across its large, mid, and small cap exposure. With the exception of SPYS which is actively managed, the Syntax Underlying Funds use a "passive", or indexing, approach to try to achieve the respective Syntax Underlying Fund's investment objective.

The Adviser may, from time to time, allocate to other Syntax Stratified Weight ETFs that use active and/or passive strategies as applied to comparable U.S. equity investment universes.

Please see the Additional Strategies Information section of the Prospectus for more information on the Syntax Stratified Weight methodology and the Underlying Funds.

PRINCIPAL RISKS OF INVESTING IN THE FUND

As with all investments, there are certain risks of investing in the Fund. Fund Shares will change in value, and you could lose money by investing in the Fund.

MARKET RISK: Overall securities market risks will affect the value of individual instruments in which the Fund invests and the market price of a security may fluctuate, sometimes rapidly and unpredictably. Markets may additionally be impacted by negative external and or direct and indirect economic factors such as global trade policies, economic growth and market conditions, interest rates, war, terrorism, natural and environmental disasters, public health emergencies and political events affect the markets in which the Fund invests. The adverse impact of any one or more of these events on the market value of the Fund's investments could be significant and cause losses.

MARKET DISRUPTION RISK: Geopolitical and other events, including but not limited to war, terrorism, economic uncertainty, trade disputes and public health crises have led, and in the future may lead, to disruptions in the U.S. and world economies and markets, which in turn may increase financial market volatility and have significant adverse direct or indirect effects on the Fund and its investments. Market disruptions could cause the Fund to lose money and encounter operational difficulties. In particular, the global COVID-19 pandemic has had, and is expected to continue to have, a severely adverse impact on the economies of many nations, individual companies and the market in general. The ongoing effects, duration and costs of the COVID-19 pandemic are impossible to predict, and the circumstances surrounding the COVID-19 pandemic will continue to evolve, including the risk of future increased rates of infection due to low vaccination rates and/or the lack of effectiveness of current vaccines against new variants. On February 24, 2022, Russia launched an invasion of Ukraine which has resulted in increased volatility in various financial markets and across various sectors. The U.S. and other countries, along with certain international organizations, have imposed economic sanctions on Russia and certain Russian individuals, banking entities and corporations as a response to the invasion. The extent and duration of the military action, resulting sanctions, future market disruptions in the region and potential negative impact on other regional and global economic markets of the world are impossible to predict. Such major events have caused temporary market closures, supply chain disruptions, extreme volatility, severe losses, reduced liquidity and increased trading costs. Further, such events may have an impact on the Fund and its investments and could impact the Fund's ability to purchase or sell securities or cause elevated tracking error and increased premiums or discounts to the Fund's NAV.

STRATEGY RISK OF UNDERLYING FUNDS: The performance of a Syntax stratified-weight version of a major benchmark index may vary significantly from its capitalization-weighted or equal-weighted counterpart due to their differing weighting methodologies. The Syntax indices diversify by adjusting stock weights every quarter to target sector weights grouped by Related Business Risks. Neither a capitalization-weighted benchmark index nor an equally weighted benchmark index with the same constituents has target sector weighting rules; individual security weights vary according to their weighted average market value or the total number of constituents, respectively. As a result, a benchmark index may, at any point in time, hold larger proportions of outperforming stocks and/or sectors. Conversely, a benchmark index may hold smaller proportions of underperforming stocks and/or sectors. Accordingly, a benchmark index may significantly outperform a stratified-weight version of the same index. There is no assurance that the performance of a fund tracking a Syntax stratified-weight benchmark index will be positive, avoid a loss of capital, or meet or exceed that of either a fund tracking a similarly constituted capitalization-weighted or equally weighted benchmark index over any period of time.

EQUITY SECURITIES RISK: The value of equity securities may increase or decrease as a result of market fluctuations, changes in interest rates and perceived trends in stock prices.

ACTIVE MANAGEMENT RISK: The Fund, as well as certain Stratified Underlying Funds, are actively managed using proprietary investment strategies and processes. The Fund's dependence on stratification and judgments about the attractiveness, value and potential appreciation of particular investments or ETFs in which the Fund invests may prove to be incorrect and may not produce the desired results. Due to the Fund's anticipated investments primarily in shares of Stratified Underlying Funds it is also expected that the Fund's portfolio will typically have Stratified Weights. However, as an active fund and pursuant to the Trust's custom basket rules, it is possible for the Fund, at the Adviser's discretion, may, from time to time, own positions in individual securities in weights that are not in their relative Stratified Weights as outlined in the Principal Strategy. During these periods, the performance of the Fund may deviate from what would be expected from the Stratified Weight exposures and may not produce the desired results. There can be no guarantee that the strategies and processes employed by the Fund, and/or the Underlying Funds, will be successful. The Fund may underperform the 1500 Index.

PASSIVE STRATEGY/INDEX RISK OF CERTAIN UNDERLYING FUNDS: The Fund may invest in Underlying Funds or Securities that are managed with a passive investment strategy, attempting to track the performance of an unmanaged index of securities. This differs from an actively-managed fund, which typically seeks to outperform a benchmark index. Because certain of the Underlying Funds are designed to track the performance of an index, securities may be purchased, retained or sold at times when a more actively managed fund would not do so. As a result, passively-managed Underlying Funds may hold constituent securities of the Index regardless of the current or projected performance of a specific security or a particular industry or market sector. Maintaining investments in securities regardless of market conditions or the performance of individual securities could cause a passively-managed Underlying Fund's return to be lower than if an active strategy were employed. There is no guarantee that any passively-managed Underlying Fund's investment results will have a high degree of correlation to those of their respective benchmark or that the Fund, through its investments in such Underlying Funds, will achieve its investment objective.

LARGE-CAPITALIZATION SECURITIES RISK: Returns on investments in securities of large companies could trail the returns on investments in securities of smaller and mid-sized companies. Larger companies may be unable to respond as quickly as smaller and mid-sized companies to competitive challenges or to changes in business, product, financial, or market conditions. Larger companies may not be able to maintain growth at the high rates that may be achieved by well-managed smaller and mid-sized companies. Under certain market conditions, the capitalization of a large-size company could decline to the extent that it exhibits the characteristics of a mid-capitalization company.

SMALL- AND MID-CAPITALIZATION SECURITIES RISK: Investing in securities of small and mid-sized companies may involve greater volatility than investing in larger and more established companies because small and mid-sized companies (i) can be subject to more abrupt or erratic share price changes than larger, are more established companies, (ii) are more vulnerable to adverse business and economic developments, and (iii) are more thinly traded and less liquid relative to those of larger companies.

ACTIVE MANAGEMENT RISK: The Fund, as well as certain Underlying Funds, are actively managed using proprietary investment strategies and processes. There can be no guarantee that these strategies and processes will be successful and the Fund may underperform its benchmark index.

MARKET TRADING RISK: The Fund is a new fund and faces numerous market trading risks, including the potential lack of an active market for Fund Shares, losses from trading in secondary markets, periods of high volatility and disruption in the creation/redemption process of the Fund. Any of these factors, among others, may lead to the Fund's Shares trading at a premium or discount to NAV. Accordingly, investors may pay more than NAV when purchasing Shares or receive less than NAV when selling Shares. Such divergence is likely to be greater under stressed market conditions.

TRACKING ERROR RISK OF CERTAIN UNDERLYING FUNDS: Certain of the Underlying Funds comprising the Fund's portfolio may be subject to tracking error, which is the divergence of a fund's performance from that of its underlying index. Tracking error may occur because of differences between the securities and other instruments held in a fund's portfolio and those included in its underlying index, pricing differences, transaction costs incurred by a fund, a fund's holding of uninvested cash, differences in timing of the accrual of or the valuation of dividends or interest, the requirements to maintain pass-through tax treatment, portfolio transactions carried out to minimize the distribution of capital gains to shareholders, changes to the underlying index or the costs to a fund of complying with various new or existing regulatory requirements. This risk may be heightened during times of increased market volatility or other unusual market conditions. Tracking error also may result because a fund incurs fees and expenses, while the underlying index does not.

LIQUIDITY RISK: Liquidity risk exists when particular investments are difficult to purchase or sell. Certain investments may be subject to restrictions on resale, trade over-the-counter or in limited volume, or lack an active trading market. Accordingly, the Fund may not be able to sell or close out of such investments at favorable times or prices (or at all), or at the prices approximating those at which the Fund currently values them; the Fund itself may also lack sufficient liquidity. There can be no guarantee that an investor will be able to enter or exit a desired position efficiently or promptly. While the Adviser has engaged with Authorized Participants ("APs") to seek to make a liquid, efficient market in the Fund, investors in the fund may incur fees and losses, including, but not limited to, upon exiting a position, in the event that the Fund or its underlying constituents are not highly liquid. Illiquid securities may trade at a discount from comparable, more liquid investments and may be subject to wide fluctuations in market value. In stressed market conditions, the liquidity of Shares may begin to mirror the liquidity of the Fund's underlying portfolio holdings, which can be significantly less liquid than Shares. This could lead to differences between the market prices of Shares and their underlying value.

NEW FUND RISK: The Fund is a new fund. As a new Fund, there can be no assurance that it will grow to or maintain an economically viable size, which may cause it to experience greater tracking error to the Index than it otherwise would at a higher asset level, nor can there be assurance regarding Fund performance; either factor may also cause the Fund to liquidate.

LIMITED AUTHORIZED PARTICIPANTS, MARKET MAKERS AND LIQUIDITY PROVIDERS RISK: Because the Fund is an ETF, only a limited number of institutional investors (known as “Authorized Participants”) are authorized to purchase and redeem shares directly from the Fund. In addition, there may be a limited number of market makers and/or liquidity providers in the marketplace. To the extent either of the following events occurs, the risk of which is higher during periods of market stress, shares of the Fund may trade at a material discount to their NAV per share and possibly face delisting: (i) Authorized Participants exit the business or otherwise become unable to process creation and/or redemption orders and no other Authorized Participants step forward to perform these services, or (ii) market makers and/or liquidity providers exit the business or significantly reduce their business activities and no other entities step forward to perform their functions.

FUND OF FUNDS RISK. Your cost of investing in the Fund, as a fund of funds, may be higher than the cost of investing in a fund that only invests directly in individual equity and fixed income securities. Because the Fund will indirectly bear its pro rata share of the fees and expenses incurred by an Underlying Fund (to the extent such fees and expenses are not waived or absorbed by the Adviser) in which it invests, including advisory fees, an increase in fees and expenses of an Underlying Fund or a reallocation of the Fund’s investments to Underlying Funds with higher fees or expenses will increase the Fund’s total expenses. These expenses are in addition to other expenses that the Fund bears directly in connection with its own operations. An Underlying Fund may change its investment objective or policies without the Fund’s approval, which could cause the Fund to withdraw its investment from such Underlying Fund at a time that is unfavorable to the Fund. In addition, one Underlying Fund may buy the same securities that another Underlying Fund sells. Therefore, the Fund would indirectly bear the costs of these trades without accomplishing any investment purpose. If Underlying Funds invest in the same or similar securities, the Fund may indirectly bear concentration risk with respect to those investments. If the Fund invests in an Underlying Fund that has recently commenced operations, there can be no assurance that such Underlying Fund will grow to or maintain an economically viable size, in which case the Underlying Fund’s board or adviser may determine to liquidate the Underlying Fund or the Fund may indirectly bear higher expenses.

FUND PERFORMANCE

The Fund is new and does not yet have a full calendar year of performance. After the Fund has been in operation for a full calendar year, total return information will be presented. Updated performance information, which will be available by calling (866) 972-4492 or visiting our website at www.SyntaxAdvisors.com, will provide some indication of the risks of investing in the Fund.

PORTFOLIO MANAGEMENT

Investment Adviser

Syntax Advisors, LLC serves as the investment adviser to the Fund.

Sub-Adviser

Vantage Consulting Group Inc. serves as the investment sub-adviser to the Fund.

Portfolio Managers

The professionals jointly and primarily responsible for the day-to-day management of the Fund are:

Name	Firm	Start Date
James Thomas Wolfe	Vantage Consulting Group Inc.	Since the Fund’s Inception.
Austin Dunkle	Vantage Consulting Group Inc.	Since May 2023
Glenn Freed	Syntax Advisors, LLC	Since May 2023

PURCHASE AND SALE OF FUND SHARES

Individual Fund Shares may only be purchased and sold on a national securities exchange through a broker-dealer. The price of Fund Shares is based on market price, and because ETF shares trade at market prices rather than at NAV, Shares may trade at a price greater than NAV (a premium) or less than NAV (a discount). Additionally, a shareholder may incur costs attributable to the difference between the highest price a buyer is willing to pay for the Fund’s Shares (bid) and the lowest price a seller is willing to accept for the Fund’s Shares (ask) when buying or selling Shares on the secondary market (“bid-ask spread”). The Fund will only issue or redeem Shares that have been aggregated into blocks of 25,000 Shares or multiples thereof (“Creation Units”) to APs who have entered into agreements with the Fund’s distributor. The Fund generally will issue or redeem Creation Units in return for a designated portfolio of securities (and an amount of cash) that the Fund specifies each day. Information regarding the Fund Shares such as NAV, market price and related other information is available on the Fund’s website, at www.SyntaxAdvisors.com.

TAX INFORMATION

The Fund’s distributions are expected to be taxed as ordinary income, qualified dividend income and/or capital gains, unless you are investing through a tax-deferred arrangement, such as a 401(k) plan or individual retirement account. However, subsequent withdrawals from such a tax-advantaged account may be subject to U.S. federal income tax. You should consult your tax advisor about your specific situation.

PAYMENTS TO BROKER-DEALERS AND OTHER FINANCIAL INTERMEDIARIES

If you purchase Fund Shares through a broker-dealer or other financial intermediary (such as a bank), the Fund and its related companies may pay the intermediary for the sale of Fund Shares and related services. These payments may create conflicts of interest by influencing the broker-dealer or other intermediary and your salesperson to recommend the Fund over another investment. Ask your salesperson or visit your financial intermediary's website for more information.

SYNTAX STRATIFIED LARGE CAP II ETF

OBJECTIVE

The Syntax Stratified LargeCap II ETF (the “Fund”) seeks to obtain capital growth that meets or exceeds the performance of the S&P 500® Index (“S&P 500”) by investing in securities that provide U.S. large capitalization (“large cap”) equity market exposure.

FEES AND EXPENSES OF THE FUND

This table describes the fees and expenses that you may pay if you buy, hold and sell shares of the Fund (“Fund Shares”). **You may pay other fees, such as brokerage commissions and other fees to financial intermediaries, which are not reflected in this table and the Example below.**

Management fees	0.45%
Distribution and service (12b-1) fees ¹	0.00%
Other expenses ²	0.00%
Total Annual Fund Operating Expenses	0.45%
Fee Waiver/Expense Reimbursement ³	0.15%
Total Annual Fund Operating Expenses after Fee Waiver/Expense Reimbursement³	0.30%

- (1) The Fund does not currently pay 12b-1 fees.
- (2) Other expenses have been estimated for the current fiscal year. Actual expenses may be different.
- (3) Pursuant to an Expense Limitation and Reimbursement Agreement (“Expense Agreement”), Syntax Advisors, LLC (the “Adviser”) has contractually agreed to waive its fees and absorb expenses of the Fund until at least May 1, 2024, thereafter subject to annual -approval by the Fund’s Board of Trustees, to ensure that Total Annual Fund Operating Expenses (except any (i) interest expense, (ii) taxes, (iii) acquired fund fees and expenses, (iv) brokerage expenses and other expenses (such as stamp taxes) connected with the execution of portfolio transactions or in connection with creation and redemption transactions, (v) expenses associated with shareholder meetings, (vi) compensation and expenses of the Independent Trustees, (vii) compensation and expenses of the Trust’s chief compliance officer and his or her staff, (viii) distribution fees and expenses paid by the Trust under any distribution plan adopted pursuant to Rule 12b-1 under the Investment Company Act of 1940 (the “1940 Act”), (ix) legal fees or expenses in connection with any arbitration, litigation or pending or threatened arbitration or litigation, including any settlements in connection therewith, and (x) extraordinary expenses of the Fund) do not exceed 0.30% (the “Expense Cap”). The Expense Agreement may be terminated by the Fund’s Board of Trustees. Any waiver and/or reimbursement by the Adviser under the Expense Agreement is subject to reimbursement by the Fund within 36 months following the date fees were waived or expenses reimbursed, so long as such reimbursement does not cause the Fund’s Total Annual Fund Operating Expenses (after the reimbursement is taken into account) to exceed both: (i) the expense cap in place at the time such amounts were waived or reimbursed; and (ii) the Fund’s current Expense Cap.

Example:

This Example is intended to help you compare the cost of investing in the Fund with the cost of investing in other funds. The Example assumes that you invest \$10,000 in the Fund for the time periods indicated, and then sell all of your Fund Shares at the end of those periods. The Example also assumes that your investment has a 5% return each year and that the Fund’s operating expenses remain the same. Only the Year 1 dollar amount shown below reflects the Adviser’s agreement to waive fees and/or reimburse fund expenses. Although your actual costs may be higher or lower, based on these assumptions your costs would be:

Year 1	Year 3
\$31	\$129

Portfolio Turnover:

The Fund pays transaction costs, such as commissions, when it buys and sells securities (or “turns over” its portfolio). A higher portfolio turnover rate may generate higher transaction costs and may result in higher taxes when Fund Shares are held in a taxable account. These costs, which are not reflected in Total Annual Fund Operating Expenses or in the Example, affect the Fund’s performance. As of the date of this Prospectus, the Fund has not yet commenced operations and therefore does not have any portfolio turnover information available.

PRINCIPAL STRATEGY

The Fund seeks Stratified Weight™ exposure, as described below, to the securities in the U.S. large cap equity market, principally the S&P 500 Index, through active investments. Under normal circumstances, the Fund will invest at least 80% of its assets in equity securities of U.S. issuers that have similar economic characteristics to such securities. The Fund utilizes the Stratified Weight™ methodology to spread exposure more evenly across the business risks in large-cap U.S. securities.

Stratified-Weight™ is the weighting methodology by which Syntax, LLC (“Syntax”) diversifies its indices by hierarchically grouping and distributing the weight of an index’s constituent companies that share “Related Business Risks.” Related Business Risk occurs when two or more companies provide similar products and/or services or share economic relationships such as having common suppliers, customers or competitors. The process of identifying, grouping, and diversifying holdings across Related Business Risk groups within an index is called stratification, and was designed to correct for business risk concentrations that regularly occur in capitalization-weighted indices and equal-weighted indices. Capitalization weighting can cause an investor’s ownership to accumulate in the largest, most momentum-driven companies and industries, while equal weighting is intended to permit an investor’s ownership to accumulate in the industries that have the most company representatives in the index. Instead of concentrating in the largest companies or the most represented industries, Syntax diversifies (or stratifies) index weight across a fixed number of business risk groups in a manner designed to provide a diversified exposure to all of the business opportunities of an index. The Related Business Risk groups are: Consumer Products & Services; Energy; Financials; Food; Industrials; Information; Information Tools; and Healthcare.

The assets in the Fund are managed by Vantage Consulting Group (the “Sub-Adviser”). The Fund is actively managed, and the weighting of the underlying securities is expected to shift over time, based on the outlook of the Adviser and Sub-Adviser who are responsible for directing the investments of the Fund. The Fund, at the Adviser’s discretion, may from time to time own securities that are not included in the S&P 500 Index and/or may hold securities that are not in a Stratified Weight exposure if the Adviser deems it in the interest of the Fund. The market capitalization of companies in the S&P 500 Index as of December 31, 2022 was between \$3.9 billion and \$2.1 trillion.

Please see the Additional Strategies Information section of the Fund’s Prospectus for more information on the methodology of the Adviser.

PRINCIPAL RISKS OF INVESTING IN THE FUND

As with all investments, there are certain risks of investing in the Fund. Fund Shares will change in value, and you could lose money by investing in the Fund.

MARKET RISK: Overall securities market risks will affect the value of individual instruments in which the Fund invests, and the market price of a security may fluctuate, sometimes rapidly and unpredictably. Markets may additionally be impacted by negative external and or direct and indirect economic factors such as global trade policies, economic growth and market conditions, interest rates, war, terrorism, natural and environmental disasters, public health emergencies and political events affect the markets in which the Fund invests. The adverse impact of any one or more of these events on the market value of the Fund’s investments could be significant and cause losses.

MARKET DISRUPTION RISK: Geopolitical and other events, including but not limited to war, terrorism, economic uncertainty, trade disputes and public health crises have led, and in the future may lead, to disruptions in the U.S. and world economies and markets, which in turn may increase financial market volatility and have significant adverse direct or indirect effects on the Fund and its investments. Market disruptions could cause the Fund to lose money and encounter operational difficulties. In particular, the global COVID-19 pandemic has had, and is expected to continue to have, a severely adverse impact on the economies of many nations, individual companies and the market in general. The ongoing effects, duration and costs of the COVID-19 pandemic are impossible to predict, and the circumstances surrounding the COVID-19 pandemic will continue to evolve, including the risk of future increased rates of infection due to low vaccination rates and/or the lack of effectiveness of current vaccines against new variants. On February 24, 2022, Russia launched an invasion of Ukraine which has resulted in increased volatility in various financial markets and across various sectors. The U.S. and other countries, along with certain international organizations, have imposed economic sanctions on Russia and certain Russian individuals, banking entities and corporations as a response to the invasion. The extent and duration of the military action, resulting sanctions, future market disruptions in the region and potential negative impact on other regional and global economic markets of the world are impossible to predict. Such major events have caused temporary market closures, extreme volatility, severe losses, reduced liquidity and increased trading costs. Further, such events may have an impact on the Fund and its investments and could impact the Fund's ability to purchase or sell securities or cause elevated tracking error and increased premiums or discounts to the Fund's NAV.

STRATEGY RISK: The performance of a stratified-weight portfolio against that of a major benchmark index may vary significantly from its capitalization-weighted or equal-weighted counterpart due to their differing weighting methodologies. The Fund's portfolio is adjusted every quarter to target sector weights grouped by Related Business Risks. Neither a capitalization-weighted benchmark index nor an equally weighted benchmark index with the same constituents has target sector weighting rules; individual security weights vary according to their weighted average market value or the total number of constituents, respectively. As a result, a benchmark index may, at any point in time, hold larger proportions of outperforming stocks and/or sectors. Conversely, a benchmark index may hold smaller proportions of underperforming stocks and/or sectors. Accordingly, a benchmark index may significantly outperform a stratified-weight version of the same index. There is no assurance that the performance of a fund tracking a Syntax stratified-weight benchmark index will be positive, avoid a loss of capital, or meet or exceed that of either a fund tracking a similarly constituted capitalization-weighted or equally weighted benchmark index over any period of time.

EQUITY SECURITIES RISK: The value of equity securities may increase or decrease as a result of market fluctuations, changes in interest rates and perceived trends in stock prices.

ACTIVE MANAGEMENT RISK: The Fund is actively managed using proprietary investment strategies and processes. The Fund's dependence on stratification and judgments about the attractiveness, value and potential appreciation of particular investments in which the Fund invests may prove to be incorrect and may not produce the desired results. Although it is expected that the Fund's portfolio will typically Stratified Weighting, as an active fund and pursuant to the Trust's custom basket rules, it is possible for the Fund, at the Adviser's discretion, to own positions from time-to-time in weights that are not in Stratified Weights. During these periods, the performance of the Fund may deviate from what would be expected from the Stratified Weight exposures and may not produce the desired results. There can be no guarantee that the strategies and processes employed by the Fund will be successful. The Fund may underperform the S&P 500.

LARGE-CAPITALIZATION SECURITIES RISK: Returns on investments in securities of large companies could trail the returns on investments in securities of smaller and mid-sized companies. Larger companies may be unable to respond as quickly as smaller and mid-sized companies to competitive challenges or to changes in business, product, financial, or market conditions. Larger companies may not be able to maintain growth at the high rates that may be achieved by well-managed smaller and mid-sized companies. Under certain market conditions the capitalization of a large-size company could decline to the extent that it exhibits the characteristics of a mid-capitalization company.

SMALL- AND MID-CAPITALIZATION SECURITIES RISK: Investing in securities of small and mid-sized companies may involve greater volatility than investing in larger and more established companies because small and mid-sized companies (i) can be subject to more abrupt or erratic share price changes than larger, more established companies, (ii) are more vulnerable to adverse business and economic developments, and (iii) are more thinly traded and less liquid relative to those of larger companies.

MARKET TRADING RISK: The Fund is a new fund and faces numerous market trading risks, including the potential lack of an active market for Fund Shares, losses from trading in secondary markets, periods of high volatility and disruption in the creation/redemption process of the Fund. Any of these factors, among others, may lead to the Fund's Shares trading at a premium or discount to NAV. Accordingly, investors may pay more than NAV when purchasing Shares or receive less than NAV when selling Shares. Such divergence is likely to be greater under stressed market conditions.

NEW FUND RISK: The Fund is a new fund. As a new fund, there can be no assurance that it will grow to or maintain an economically viable size, which may make it more difficult to achieve its investment objective than it otherwise would at a higher asset level, nor can there be assurance regarding Fund performance; either factor may also cause the Fund to liquidate.

LIMITED AUTHORIZED PARTICIPANTS, MARKET MAKERS AND LIQUIDITY PROVIDERS RISK: Because the Fund is an ETF, only a limited number of institutional investors (known as "Authorized Participants") are authorized to purchase and redeem shares directly from the Fund. In addition, there may be a limited number of market makers and/or liquidity providers in the marketplace. To the extent either of the following events occurs, the risk of which is higher during periods of market stress, shares of the Fund may trade at a material discount to their NAV per share and possibly face delisting: (i) Authorized Participants exit the business or otherwise become unable to process creation and/or redemption orders and no other Authorized Participants step forward to perform these services, or (ii) market makers and/or liquidity providers exit the business or significantly reduce their business activities and no other entities step forward to perform their functions.

FUND PERFORMANCE

The Fund is new and does not yet have a full calendar year of performance. After the Fund has been in operation for a full calendar year, total return information will be presented. Updated performance information, which will be available by calling (866) 972-4492 or visiting our website at www.SyntaxAdvisors.com, will provide some indication of the risks of investing in the Fund.

PORTFOLIO MANAGEMENT

Investment Adviser

Syntax Advisors, LLC serves as the investment adviser to the Fund.

Sub-Adviser

Vantage Consulting Group serves as the investment sub-adviser to the Fund.

Portfolio Managers

The professionals jointly and primarily responsible for the day-to-day management of the Fund are:

Name	Firm	Start Date
James Thomas Wolfe	Vantage Consulting Group, Inc.	Since the Fund's Inception.
Austin Dunkle	Vantage Consulting Group Inc.	Since May 2023
Glenn Freed	Syntax Advisors, LLC	Since May 2023

PURCHASE AND SALE OF FUND SHARES

Individual Fund Shares may only be purchased and sold on a national securities exchange through a broker- dealer. The price of Fund Shares is based on market price, and because ETF shares trade at market prices rather than at NAV, Shares may trade at a price greater than NAV (a premium) or less than NAV (a discount). Additionally, a shareholder may incur costs attributable to the difference between the highest price a buyer is willing to pay for the Fund's Shares (bid) and the lowest price a seller is willing to accept for the Fund's Shares (ask) when buying or selling Shares on the secondary market ("bid-ask spread"). The Fund will only issue or redeem Shares that have been aggregated into blocks of 25,000 Shares or multiples thereof ("Creation Units") to APs who have entered into agreements with the Fund's distributor. The Fund generally will issue or redeem Creation Units in return for a designated portfolio of securities (and an amount of cash) that the Fund specifies each day. Information regarding the Fund Shares such as NAV, market price and related other information is available on the Fund's website, www.SyntaxAdvisors.com.

TAX INFORMATION

The Fund's distributions are expected to be taxed as ordinary income, qualified dividend income and or capital gains, unless you are investing through a tax-deferred arrangement, such as a 401(k) plan or individual retirement account. However, subsequent withdrawals from such a tax-advantaged account may be subject to U.S. federal income tax. You should consult your tax advisor about your specific situation.

PAYMENTS TO BROKER-DEALERS AND OTHER FINANCIAL INTERMEDIARIES

If you purchase Fund Shares through a broker-dealer or other financial intermediary (such as a bank), the Fund and its related companies may pay the intermediary for the sale of Fund Shares and related services. These payments may create conflicts of interest by influencing the broker-dealer or other intermediary and your salesperson to recommend the Fund over another investment. Ask your salesperson or visit your financial intermediary's website for more information.

ADDITIONAL STRATEGIES INFORMATION

This section provides additional information regarding each Fund's respective strategies. Please see the applicable "Principal Strategies" section under "Fund Summary" above for a complete discussion of a Fund's principal investment strategies.

Syntax's Functional Information System

Syntax Indices utilize a proprietary functional information system ("FIS") developed by Syntax LLC ("Syntax" or the "Index Provider"), an affiliate of Syntax Advisors, LLC, the Funds' investment adviser, to categorize, group, and stratify constituent securities to create stratified-weighted indices. FIS is a patented technology for mapping economic relationships between the constituent securities of each Syntax Index and for managing concentrations of "Related Business Risks". Related Business Risks are not based on companies' capitalization or past performance, but rather, are based on each company's current business functions and the functional economic relationships between them. By identifying these underlying business relationships, common suppliers, customers, competitors, products, etc., FIS identifies shared business risks in a securities portfolio. Indices not using the FIS technology to identify such risks can become highly exposed to groups of companies that share Related Business Risks.

Description of Syntax's Related Business Risks

Syntax's Stratified-Weight indices are typically diversified by hierarchically grouping and distributing the weight its constituent companies that share Related Business Risks. A Related Business Risk occurs when two or more companies provide similar products and/or services or share economic relationships such as having common suppliers, customers or competitors. The Related Business Risk groups identified through the application of the FIS technology are as follows:

Consumer Products & Services: Included in this group are companies that provide non-food goods and related services to consumers, ranging from automobile manufacturers and producers of household goods to providers of personal consumer services such as gym operators. Companies in this group are generally subject to the business risks associated with fluctuating demand for manufactured goods, equipment, and various consumer services.

Energy: Included in this group are companies engaged in primary energy or refined fuel production, oil and gas equipment or services, midstream energy, utilities, or independent power production. Companies in this group generally share business risks associated with the production, transportation or sale of resources that power equipment, such as fluctuating demand and commodity prices.

Financials: Included in this group are businesses such as banks, insurance companies, brokerage firms and real estate companies. Companies in this group generally share business risks associated with exposure to, among other things, the overall health of the financial markets and fluctuations in interest rates.

Food: Included in this group are companies that provide the goods and related services involved in the consumption of food or related products. These products include all foodstuffs, beverages, alcohol, and any raw materials that are used in the production of these things. Companies in this group are generally subject to the business risks associated with the production or distribution of agricultural products, processed foods, prepared meals and alcoholic beverages.

Industrials: Included in this group are companies that provide the equipment, tools, and services that businesses use to manufacture products and provide services such as transportation, wholesaling, and equipment leasing. Companies in this group generally share business risks associated with the production of raw materials, capital goods, and industrial equipment for commercial use, all of which are typically tied closely to the strength of business-to-business demand.

Information: Included in this group are companies that are involved in either providing, processing, or managing information. Companies in this group are generally subject to the business risks associated with the production, processing, transportation or sale of information resources, such as fluctuations in consumer or institutional demand and intense competition.

Information Tools: Included in this group are companies involved with the development of hardware, equipment or software that processes, moves, or stores information, and generally enables the production of information products. Companies in this group generally share business risks associated with the production, sourcing and/or sale of various raw materials, components and final products ultimately used to support information products.

Healthcare: Included in this group are companies concerned with maintenance and treatment of disease and the promotion of bodily welfare and vitality. Companies in this group are generally subject to the business risks associated with the production of medicine or equipment used in the healthcare industry, or the provision of medical services and healthcare insurance.

FIS makes it possible to control for risks shared by groups of related companies by: 1) organizing companies that share Related Business Risks into well-defined functional groups; and 2) weighting these groups to spread exposure across these underlying risks. Other commonly used industry and sector classifications like Global Industry Classification Standard ("GICS") and Standard Industrial Classification ("SIC") lack codified definitions and instead simply group together companies that seem similar. Syntax's FIS-based industries are engineered to minimize performance distortions caused by the uncontrolled risk exposures that are present in cap-weighted financial indices. FIS-based sectors effectively group and limit weighting in companies that have shared business functions that can make them perform similarly when events happen to change expectations in a given part of the economy.

Index Information

The investment objective of every Syntax Index is to deliver returns consistent with the performance of the underlying companies that make up the index. By using FIS and stratification to control for Related Business Risks, Syntax Indices are designed to improve the tracking of the actual medium-to-long-term performance of groups of companies and provide results that are the product of effective diversification, rather than the overweighting of one or more outperforming groups. Because FIS defines the functional parts of the economy, Syntax Indices are built as a more stable composite of those functional parts. While the major cap-weighted indices are designed to be a proxy for the total market, Syntax believes that the Syntax Indices serve as a better basis for medium-to-long-term investments in index-tracking funds. Syntax takes the widely used benchmark constituents and reweights them to diversify business risks. For example, the Syntax Stratified LargeCap Index re-weights the constituents of widely-used S&P 500 Index, Syntax Stratified MidCap Index re-weights the constituents of widely-used S&P MidCap 400 Index while the Syntax Stratified SmallCap Index re-weights the constituents of the widely-used S&P SmallCap 600 Index.

Each of the Syntax Stratified LargeCap Index, Syntax Stratified MidCap Index and the Syntax Stratified SmallCap Index (each a “Syntax Index”, collectively the “Syntax Indices”) was developed and is maintained in accordance with the following criteria: (1) each of the component securities in the Syntax Indices is a constituent company of the S&P 500 Index, S&P MidCap 400 Index or the S&P SmallCap 600 Index, respectively; and (2) the Syntax Indices are calculated by S&P Opco, LLC (a subsidiary of S&P Dow Jones Indices LLC) based on methodology proprietary to Syntax using its Stratified Weight methodology. Each of the three S&P indices may include some constituent stocks of companies that may be considered small, medium and large capitalization companies. The Index Provider publishes information regarding the market value of each Index. For more information please visit the Funds’ website at www.SyntaxAdvisors.com.

The Syntax Stratified U.S. Total Market Index is a broad-based index comprised of approximately 90% of the total U.S. market capitalization, specifically reflective of exposures to the Syntax Stratified LargeCap Index, Syntax Stratified MidCap Index and the Syntax Stratified SmallCap Index.. The Syntax Stratified U.S. Total Market Index is an index comprised of the constituents of the Syntax Stratified LargeCap Index, the Syntax Stratified MidCap Index and the Syntax Stratified SmallCap Index, and is reconstituted annually. The Syntax Stratified U.S. Total Market Index and its methodology were developed by SKK Syntax, LLC (“SKKS”), a joint venture between Syntax and Shepherd Kaplan Krochuk, LLC (“SKK”). The Syntax Stratified U.S. Total Market Index is calculated and maintained by Indxx, LLC.

General

In the event that a bankruptcy or other event occurs making a portfolio security illiquid, the Adviser intends to allocate to other similar holdings in the portfolio. These situations should be rare in U.S. large and mid-cap companies and less rare in small-cap companies with fewer resources.

The Board of Trustees (the “Board”) of Syntax ETF Trust may change a Fund’s investment strategy and other policies without shareholder approval, except as otherwise indicated in this Prospectus or in the Statement of Additional Information (SAI). The Board may not change a Fund’s investment objective without shareholder approval. With respect to any Fund’s stated policy of investing a minimum percentage of its net assets in certain types of securities, shareholders will be provided with at least 60 days’ notice prior to any change in such investment policy.

Each Fund may invest in cash and cash equivalents or money market instruments, such as repurchase agreements and money market funds.

The Adviser manages each of the Syntax Stratified LargeCap ETF, Syntax Stratified MidCap ETF, Syntax Stratified SmallCap ETF, seeking to track the performance of its corresponding Syntax Index as closely as possible (i.e., obtain a high degree of correlation with its respective Syntax Index). A number of factors may affect each of the Syntax Stratified LargeCap ETF’s, Syntax Stratified MidCap ETF’s, and Syntax Stratified SmallCap ETF’s ability to achieve a high degree of correlation with its Syntax Index, and there can be no guarantee that the Fund will achieve a high degree of correlation. A number of factors may affect the Syntax Stratified LargeCap II ETF’s ability to match or exceed the performance of its benchmark Index, and there can be no guarantee that the Fund will meet or exceed that performance.

The Syntax Stratified U.S. Total Market ETF, the Syntax Stratified Total Market II ETF, and the Syntax Stratified U.S. Total Market Hedged ETF are actively managed, and the weighting of their referent Underlying Funds or the weighting of their Securities is expected to shift over time, based on the outlook of the Adviser who is responsible for setting the periodic allocation of these Funds across their respective LargeCap, MidCap, and SmallCap exposures. Certain of the Syntax Underlying Funds use a “passive” or indexing approach to try to achieve each Syntax Underlying Fund’s investment objective. . As discussed in their respective “Principal Investment Strategies” sections, each of the Syntax Stratified U.S. Total Market ETF, the Syntax Stratified Total Market II ETF, and Syntax Stratified U.S. Total Market Hedged ETF may seek to allocate all or a portion of its large-capitalization exposure to the actively-managed Syntax Stratified LargeCap II ETF. These Funds may each underperform the S&P Composite 1500 Index.

Certain of the Underlying Funds correlate to a particular Syntax Index. Syntax Indices utilizes its proprietary FIS to categorize, group, and stratify constituent securities to create stratified-weighted indices. FIS is a patented technology for mapping economic relationships between the constituent securities of each referent index for each applicable Underlying Fund and for managing concentrations of Related Business Risks. Related Business Risks are not based on companies' capitalization or past performance, but rather, are based on each company's current business functions and the functional economic relationships between them. By identifying these underlying business relationships – common suppliers, customers, competitors, products, etc. – FIS identifies shared business risks in a securities portfolio. When financial indices lack tools for identifying these risks, they can become highly exposed to groups of companies that share Related Business Risks.

Additional Strategies Information for the Syntax Stratified U.S. Total Market Hedged ETF

The Stratified Defined Risk Strategy combines Syntax's patented Stratified Weight methodology and the DRS of Swan Global Investments, LLC ("Swan" or the "Options Sub-Adviser"). The Fund seeks to provide risk-managed growth of capital by offering a strategy that seeks to match or exceed the long-term performance of the stock market over a full market cycle without the traditional losses incurred during bear markets. The combined strategy is based upon research by the Adviser and the Options Sub-Adviser indicating that market timing and stock selection area extremely difficult and that combining rules-based diversification with rules-based hedging can reduce both business risk and market risk.

The Options Sub-Adviser seeks to reduce the risk of the Fund's equity exposure by investing in options that gives the Fund the right to sell a security or index at a set price or sell the options on an exchange. The strategy is executed using exchange-traded S&P 500® Index put options to seek to limit downside loss. To generate additional returns, the Options Sub-Adviser buys and sells options on equity indices, such as the S&P 500® Index, the Russell® 2000 Index, and other widely traded associated ETFs, including options with different expiration dates. Each option strategy includes a hedging element so that the Fund is not exposed to significant losses on written options.

Using a DRS approach, the Options Sub-Adviser applies a put hedging strategy to hedge the Fund's equity exposure. The Fund typically invests in put options (referred to as paying a premium) that gives the Fund the right to sell a security or index at a set (strike) price or sell the put option on an option exchange. The put strategy is executed using exchange-traded S&P 500 Index put options to hedge the portfolio and to reduce volatility. The put strategy seeks to limit downside loss. Generally, S&P 500 Index put options have an inverse relationship to the S&P 500 Index and its sector-specific constituents. To generate additional returns, the Options Sub-Adviser buys and sells short-term (generally 1-3 month) put and call options on equity indices, such as the S&P 500 Index, Select Sector SDPR®s, Russell® 2000 Index, or other widely traded ETFs. Additionally, the Options Sub-Adviser will regularly engage in various spread option strategies. A spread option refers to an option strategy created by the simultaneous purchase and sale of options of the same type, and on the same underlying security, but with different strike prices and/or expiration dates. Spread option strategies involve, for example, selling a 1-month call option while buying a 2-month call option. Some spread trades utilize 12 to 24-month options. Each option strategy includes a hedging element so that the Fund is not exposed to significant losses on written options.

DESCRIPTION OF THE SYNTAX UNDERLYING FUNDS

Syntax Stratified Large Cap ETF: The Syntax Stratified Large Cap ETF seeks to provide investment results that, before expenses, correspond generally to the total return performance of publicly traded equity securities of companies in the Syntax Stratified LargeCap Index, a stratified weight version of the S&P 500 Index.

Syntax Stratified LargeCap II ETF: The Syntax Stratified LargeCap II ETF seeks to obtain capital growth that meets or exceeds the performance of the S&P 500® Index.

Syntax Stratified MidCap ETF: The Syntax Stratified MidCap ETF seeks to provide investment results that, before expenses, correspond generally to the total return performance of publicly traded equity securities of companies comprising the Syntax Stratified MidCap Index, a stratified weight version of the S&P MidCap 400 Index.

Syntax Stratified SmallCap ETF: The Syntax Stratified SmallCap ETF seeks to provide investment results that, before expenses, correspond generally to the total return performance of publicly traded equity securities of companies in the Syntax Stratified SmallCap Index, a stratified weight version of the S&P SmallCap 600 Index.

Under normal market conditions, the referent indices for the passively-managed Underlying Funds rebalance quarterly, on the third Friday of each quarter-ending month, and include components allocated across the eight Related Business Risk groups.

ADDITIONAL RISK INFORMATION

The following section provides additional information regarding certain of the principal risks identified under Principal Risks of Investing in the Fund in each Fund's Summary, along with additional risk information.

ALL FUNDS

MARKET RISK: Overall securities market risks will affect the value of individual instruments in which a Fund or Underlying Fund invests and the market price of a security may fluctuate, sometimes rapidly and unpredictably. Markets may additionally be impacted by negative external and or direct and indirect economic factors such as global trade policies, economic growth and market conditions, interest rates, war, terrorism, natural and environmental disasters, public health emergencies and political events affect the markets in which a Fund invests. The adverse impact of any one or more of these events on the market value of a Fund's, or Underlying Fund's, investments could be significant and cause losses.

MARKET DISRUPTION RISK: Geopolitical and other events, including but not limited to war, terrorism, economic uncertainty, trade disputes and public health crises have led, and in the future may lead, to disruptions in the U.S. and world economies and markets, which in turn may increase financial market volatility and have significant adverse direct or indirect effects on a Fund and its investments. Market disruptions could cause the Fund to lose money and encounter operational difficulties. In particular, the global COVID-19 pandemic has had, and is expected to continue to have, a severely adverse impact on the economies of many nations, individual companies and the market in general. The ongoing effects, duration and costs of the COVID-19 pandemic are impossible to predict, and the circumstances surrounding the COVID-19 pandemic will continue to evolve, including the risk of future increased rates of infection due to low vaccination rates and/or the lack of effectiveness of current vaccines against new variants. On February 24, 2022, Russia launched an invasion of Ukraine which has resulted in increased volatility in various financial markets and across various sectors. The U.S. and other countries, along with certain international organizations, have imposed economic sanctions on Russia and certain Russian individuals, banking entities and corporations as a response to the invasion. The extent and duration of the military action, resulting sanctions, future market disruptions in the region and potential negative impact on other regional and global economic markets of the world are impossible to predict. Such major events have caused temporary market closures, extreme volatility, severe losses, reduced liquidity and increased trading costs. Further, such events may have an impact on a Fund and its investments and could impact the Fund's ability to purchase or sell securities or cause elevated tracking error and increased premiums or discounts to the Fund's NAV.

EQUITY SECURITIES RISK: Each Fund or Underlying Fund invests in equity securities, which are subject to changes in value that may be attributable to market perception of a particular issuer or to general stock market fluctuations that affect all issuers. Investments in equity securities may be more volatile than investments in other asset classes.

LARGE-CAPITALIZATION SECURITIES RISK: Returns on investments in securities of large companies could trail the returns on investments in securities of smaller and mid-sized companies. Larger companies may be unable to respond as quickly as smaller and mid-sized companies to competitive challenges or to changes in business, product, financial, or market conditions. Larger companies may not be able to maintain growth at the high rates that may be achieved by well-managed smaller and mid-sized companies. Under certain market conditions, the capitalization of a large-size company could decline to the extent that it exhibits the characteristics of a mid-capitalization company.

SMALL- AND MID-CAPITALIZATION SECURITIES RISK: Investing in securities of small and mid-sized companies may involve greater volatility than investing in larger and more established companies because small and mid-sized companies (i) can be subject to more abrupt or erratic share price changes than larger, more established companies, (ii) are more vulnerable to adverse business and economic developments, and (iii) are more thinly traded and less liquid relative to those of larger companies.

LIQUIDITY RISK: Liquidity risk exists when particular investments are difficult to purchase or sell. Certain investments may be subject to restrictions on resale, trade over-the-counter or in limited volume, or lack an active trading market. Accordingly, a Fund or Underlying Fund may not be able to sell or close out of such investments at favorable times or prices (or at all), or at the prices approximating those at which the Fund or Underlying Fund currently values them; the Fund or Underlying Fund itself may also lack sufficient liquidity. There can be no guarantee that an investor will be able to enter or exit a desired position efficiently or promptly. While the Adviser has engaged with APs to seek to make a liquid, efficient market in the Fund or Underlying Fund, investors in the fund may incur fees and losses, including, but not limited to, upon exiting a position, in the event that the Fund or Underlying Fund or its underlying constituents are not highly liquid. Illiquid securities may trade at a discount from comparable, more liquid investments and may be subject to wide fluctuations in market value. In stressed market conditions, the liquidity of Shares may begin to mirror the liquidity of the Fund's or Underlying Fund's underlying portfolio holdings, which can be significantly less liquid than Shares. This could lead to differences between the market prices of Shares and their underlying value.

LARGE SHAREHOLDER RISK: To the extent a large proportion of the shares of the Fund are highly concentrated or held by a small number of shareholders (or a single shareholder), including funds or accounts over which the Adviser or an affiliate of the Adviser has investment discretion, the Fund is subject to the risk that these shareholders will redeem Fund Shares in large amounts rapidly or unexpectedly. In addition, a third-party investor, the Adviser or an affiliate of the Adviser, an authorized participant, a lead market maker, or another entity may invest in the Fund and hold its investment solely to facilitate commencement of the Fund or to facilitate the Fund's achieving a specified size or scale (i.e., a seed investor). In such case, an investor may own a majority of the Fund's shares. Similar to other large shareholders, there is a risk that such seed investors may redeem all or a significant portion of their investment in the Fund with little or no notice to the Fund. Any such redemptions could adversely affect the ability of the Fund to conduct its investment program, including by causing the Fund to dispose of investments at unfavorable times or increase its cash holdings, diluting its investment returns. An unexpected large redemption also may have an adverse effect on the market price of the Fund's Shares.

MARKET TRADING RISK:

Absence of Active Market. Although Shares of each operational Fund are listed for trading on one or more stock exchanges, there can be no assurance that an active trading market for such Shares will continue to develop or be maintained by market makers or APs.

Risk of Secondary Listings. Each Fund's Shares may be listed or traded on U.S. and non-U.S. stock exchanges other than the U.S. stock exchange where the Fund's primary listing is maintained. There can be no assurance that, once listed, a Fund's Shares will continue to trade on any such stock exchange or in any market or that the Fund's Shares will continue to meet the requirements for listing or trading on any exchange or in any market. A Fund's Shares may be less actively traded in certain markets than in others, and investors are subject to the execution and settlement risks and market standards of the market where they or their broker direct their trades for execution. Certain information available to investors who trade Fund Shares on a U.S. stock exchange during regular U.S. market hours may not be available to investors who trade in other markets, which may result in secondary market prices in such markets being less efficient.

Shares are not Individually Redeemable

Shares may be redeemed at NAV by each Fund only in large lot sizes known as Creation Units, which are expected to be worth in excess of one million dollars each. The Trust may not redeem Shares in fractional Creation Units. Only certain large institutions that enter into agreements with Foreside Fund Services, LLC, as distributor, are authorized to transact in Creation Units with the Funds. These entities are referred to as APs. All other persons or entities transacting in Fund Shares must do so in the secondary market.

LIMITED AUTHORIZED PARTICIPANTS, MARKET MAKERS AND LIQUIDITY PROVIDERS RISK: Participant may engage in creation or redemption transactions directly with EACH Fund. Each Fund has a limited number of financial institutions that may act as Authorized Participants. In addition, there may be a limited number of market makers and/or liquidity providers in the marketplace. Particularly in times of market stress, Authorized Participants, market makers, or liquidity providers may exit the business, reduce their business activities, or otherwise become unable to process creation and/or redemption orders, and there is a possibility that no other entities will step forward to perform these services. This may result in a significantly diminished trading market for each Fund's shares, differences between the market price of each Fund's shares and the underlying value of those shares, and delisting of the shares.

APPLICABLE TO SYNTAX STRATIFIED LARGE CAP ETF, SYNTAX STRATIFIED MIDCAP ETF, SYNTAX STRATIFIED SMALLCAP ETF

PASSIVE STRATEGY/INDEX RISK: Each Fund is managed with a passive investment strategy, attempting to track the performance of an unmanaged index of securities. This differs from an actively-managed fund, which typically seeks to outperform a benchmark index. Because the Fund is designed to track the performance of an index, securities may be purchased, retained or sold at times when a more actively managed fund would not do so. As a result, a Fund may hold constituent securities of its underlying Index regardless of the current or projected performance of a specific security or a particular industry or market sector. Maintaining investments in securities regardless of market conditions or the performance of individual securities could cause a Fund's return to be lower than if the Fund employed an active strategy. There is no guarantee that a Fund's investment results will have a high degree of correlation to those of its corresponding Index or that the Fund will achieve its investment objective.

TRACKING ERROR RISK: Each Fund may be subject to tracking error, which is the divergence of a Fund's performance from that of its corresponding Index. Tracking error may occur because of differences between the securities and other instruments held in a Fund's portfolio and those included in the Index, pricing differences (including, as applicable, differences between a security's price at the local market close and a Fund's valuation of a security at the time of calculation of a Fund's NAV), differences in transaction costs, a Fund's holding of uninvested cash, differences in timing of the accrual of or the valuation of dividends or interest, the requirements to maintain pass-through tax treatment, portfolio transactions carried out to minimize the distribution of capital gains to shareholders, changes to an Index or the costs to a Fund of complying with various new or existing regulatory requirements. This risk may be heightened during times of increased market volatility or other unusual market conditions, including without limitation instances where a security's proportionate representation in a Fund does not match that of its corresponding Index. Tracking error also may result because a Fund incurs fees and expenses, while its Index does not. Index ETFs that track indices with significant weight in emerging markets issuers may experience higher tracking error than other index ETFs that do not track such indices.

APPLICABLE TO THE SYNTAX STRATIFIED LARGE CAP II ETF AND SYNTAX STRATIFIED TOTAL MARKET II ETF FUNDS

NEW FUND RISK: Each Fund, and certain Underlying Funds, are new funds. As new funds, there can be no assurance that they will grow to or maintain an economically viable size, which may cause them to experience greater tracking error to the Index, or to the referent indices than they otherwise would at a higher asset level. There can be no assurance regarding Fund or Underlying Fund performance. Either factor may also cause the Fund or Underlying Funds to liquidate.

APPLICABLE TO THE SYNTAX STRATIFIED U.S. TOTAL MARKET ETF, SYNTAX STRATIFIED TOTAL MARKET II ETF, AND SYNTAX STRATIFIED U.S. TOTAL MARKET HEDGED ETF

PASSIVE STRATEGY/INDEX RISK OF CERTAIN UNDERLYING FUNDS: Each Fund may invest in Underlying Funds or Securities that are managed with a passive investment strategy, attempting to track the performance of an unmanaged index of securities. This differs from an actively-managed fund, which typically seeks to outperform a benchmark index. Because each Underlying Fund is designed to track the performance of an index, securities may be purchased, retained or sold at times when a more actively managed fund would not do so. As a result, a Fund may hold constituent securities of the Index regardless of the current or projected performance of a specific security or a particular industry or market sector. Maintaining investments in securities regardless of market conditions or the performance of individual securities could cause a Fund's return to be lower than if the Fund employed an active strategy. There is no guarantee that each Underlying Fund's investment results will have a high degree of correlation to those of their respective benchmark or that a Fund will achieve its investment objective.

FUND OF FUNDS RISK. Your cost of investing in the Fund, as a fund of funds, may be higher than the cost of investing in a fund that only invests directly in individual equity and fixed income securities. Because the Fund will indirectly bear its pro rata share of the fees and expenses incurred by an Underlying Fund (to the extent such fees and expenses are not waived or absorbed by the Adviser) in which it invests, including advisory fees, an increase in fees and expenses of an Underlying Fund or a reallocation of the Fund's investments to Underlying Funds with higher fees or expenses will increase the Fund's total expenses. These expenses are in addition to other expenses that the Fund bears directly in connection with its own operations. An Underlying Fund may change its investment objective or policies without the Fund's approval, which could cause the Fund to withdraw its investment from such Underlying Fund at a time that is unfavorable to the Fund. In addition, one Underlying Fund may buy the same securities that another Underlying Fund sells. Therefore, the Fund would indirectly bear the costs of these trades without accomplishing any investment purpose. If Underlying Funds invest in the same or similar securities, the Fund may indirectly bear concentration risk with respect to those investments. If the Fund invests in an Underlying Fund that has recently commenced operations, there can be no assurance that such Underlying Fund will grow to or maintain an economically viable size, in which case the Underlying Fund's board or adviser may determine to liquidate the Underlying Fund or the Fund may indirectly bear higher expenses.

APPLICABLE TO THE SYNTAX STRATIFIED U.S. TOTAL MARKET ETF, SYNTAX STRATIFIED TOTAL MARKET II ETF, SYNTAX STRATIFIED U.S. TOTAL MARKET HEDGED ETF, AND SYNTAX STRATIFIED LARGE CAP II ETF

ACTIVE MANAGEMENT RISK: The Fund is, as well as certain Underlying Funds, are actively managed using proprietary investment strategies and processes. The Fund's dependence on stratification and judgments about the attractiveness, value and potential appreciation of particular investments or ETFs in which a Fund invests (as applicable) may prove to be incorrect and may not produce the desired results. There can be no guarantee that the strategies and processes employed by a Fund, and/or the Underlying Funds, will be successful. A Fund may underperform its benchmark index.

APPLICABLE TO SYNTAX STRATIFIED U.S. TOTAL MARKET HEDGED ETF FUND

LEVERAGING RISK: The use of leverage, such as that embedded in options, could magnify the Fund's gains or losses.

OPTIONS RISK: The use of options involves investment strategies and risks different from those associated with ordinary portfolio securities transactions. The prices of options are volatile and are influenced by, among other things, actual and anticipated changes in the value of the underlying instrument, or in interest or currency exchange rates, including the anticipated volatility (known as implied volatility), which in turn are affected by fiscal and monetary policies and by national and international political and economic events. Accordingly, prior to the exercise or expiration of an option, the Fund is exposed to implied volatility risk, meaning the value, as based on implied volatility, of an option may increase due to market and economic conditions or views based on the sector or industry in which issuers of the underlying instrument participate, including company-specific factors. Increases in implied volatility of options may affect the value of an option, even if the value of the underlying instrument does not change, which could result in a reduction in the Fund's share price. In unusual market circumstances where implied volatility sharply increases or decreases causing options spreads to be significantly correlated to the underlying instrument, the Fund's strategy may not perform as anticipated. Purchased put options may expire worthless and may have imperfect correlation to the value of the Fund's sector based investments. Written call and put options may limit the Fund's participation in equity market gains and may amplify losses in market declines. The Fund's losses are potentially large in a written put or call transaction. If unhedged, written calls expose the Fund to potentially unlimited losses.

BASIS RISK: In the context of using options in a portfolio, basis risk refers to the lack of expected correlation between a hedging instrument or strategy and the underlying assets being hedged. Such a lack of correlation may result in reduced effectiveness of the hedging instrument or strategy, which in turn may adversely affect the Fund in terms of increased hedging costs or reduced risk mitigation. Specifically, the Fund's purchase of exchange-traded put options based upon the S&P 500 Index to hedge against downward movements in the Underlying Funds or Securities creates the risk that the hedge may not be effective because the Underlying Funds or Securities contain more constituents and at different weightings than the S&P 500 Index. At times, the performance of the Underlying Funds and Securities can and will differ from the S&P 500 Index upon which the options are based. The implementation of the Defined Risk Strategy also will involve additional purchases and sales of options based on indices other than the S&P 500, which also could create basis risk.

Additional Non-Principal Risks

Secondary Market Trading Risk. Shares of each Fund may trade in the secondary market at times when the Fund does not accept orders to purchase or redeem Shares. At such times, Fund Shares may trade in the secondary market with more significant premiums or discounts than might be experienced at times when a Fund accepts purchase and redemption orders.

Secondary market trading in Fund Shares may be halted by a stock exchange because of market conditions or for other reasons. In addition, trading in Fund Shares on a stock exchange or in any market may be subject to trading halts caused by extraordinary market volatility pursuant to circuit breaker rules on the stock exchange or market. There can be no assurance that the requirements necessary to maintain the listing or trading of Fund Shares will continue to be met or will remain unchanged.

Shares of each Fund, similar to shares of other issuers listed on a stock exchange, may be sold short and are therefore subject to the risk of increased volatility associated with short selling.

Shares of the Funds may trade at prices other than NAV. Shares of each Fund trade on stock exchanges at prices at, above or below the Fund's most recent NAV. The NAV of a Fund is calculated at the end of each business day and fluctuates with changes in the market value of the Fund's holdings. The trading price of a Fund's Shares fluctuates continuously throughout trading hours based on both market supply of and demand for Fund Shares and the underlying value of the Fund's portfolio holdings or NAV. Also, in times of market stress, market makers or APs may step away from their respective roles in making a market for Shares of a Fund and in executing purchase or redemption orders. As a result, the trading prices of a Fund's Shares may deviate significantly from NAV during periods of market volatility. ANY OF THESE FACTORS, AMONG OTHERS, MAY LEAD TO THE FUND'S SHARES TRADING AT A PREMIUM OR DISCOUNT TO NAV. However, because Shares can be created and redeemed in Creation Units at NAV (unlike shares of many closed-end funds, which frequently trade at appreciable discounts from, and sometimes at premiums to, their NAVs), the Adviser believes that large discounts or premiums to the NAV of each Fund are not likely to be sustained over the long term. While the creation/redemption feature is designed to make it more likely that a Fund's Shares normally will trade on stock exchanges at prices close to the Fund's next calculated NAV, exchange prices are not expected to correlate exactly with the Fund's NAV due to timing reasons, supply and demand imbalances and other factors. In addition, disruptions to creations and redemptions, including disruptions at market makers or APs, or to market participants or during periods of significant market volatility, may result in trading prices for Shares of the Fund that differ significantly from its NAV.

Costs of Buying or Selling Fund Shares. Buying or selling Fund Shares on an exchange involves two types of costs that apply to all securities transactions. When buying or selling Shares of the Funds through a broker, you will likely incur a brokerage commission or other charges imposed by brokers as determined by that broker. In addition, you may incur the cost of the spread, that is, the difference between what investors are willing to pay for Fund Shares (the "bid" price) and the price at which they are willing to sell Fund Shares (the "ask" price). Because of the costs inherent in buying or selling Fund Shares, frequent trading may detract significantly from investment results and an investment in Fund Shares may not be advisable for investors who anticipate regularly making small investments.

Continuous Offering. The method by which Creation Units are purchased and traded may raise certain issues under applicable securities laws. Because new Creation Units are issued and sold by the Funds on an ongoing basis, at any point a distribution, as such term is used in the Securities Act, may occur. Broker-dealers and other persons are cautioned that some activities on their part may, depending on the circumstances, result in their being deemed participants in a distribution in a manner which could render them statutory underwriters and subject them to the prospectus delivery and liability provisions of the Securities Act. For example, a broker-dealer firm or its client may be deemed a statutory underwriter if it takes Creation Units after placing an order with the Transfer Agent, breaks them down into individual Shares, and sells such Shares directly to customers, or if it chooses to couple the creation of a supply of new Shares with an active selling effort involving solicitation of Secondary Market demand for Shares. A determination of whether one is an underwriter for purposes of the Securities Act must take into account all the facts and circumstances pertaining to the activities of the broker-dealer or its client in the particular case, and the examples mentioned above should not be considered a complete description of all the activities that could lead to categorization as an underwriter.

U.S. Tax Risks: To qualify for the favorable U.S. federal income tax treatment accorded to regulated investment companies, a Fund must satisfy certain income, asset diversification and distribution requirements. If, for any taxable year, a Fund does not qualify as a regulated investment company, all of its taxable income (including its net capital gain) for that year would be subject to tax at regular corporate rates without any deduction for distributions to its shareholders, and such distributions would be taxable to its shareholders as dividend income to the extent of the Fund's current and accumulated earnings and profits. The tax treatment of certain derivatives is unclear for purposes of determining the Fund's tax status.

Business Group Risks: The Syntax Indices employ the Stratified Weight methodology which typically results in index holdings diversified among eight designated Related Business Risk groups: consumer products & services, energy, financials, food, industrials, information, information tools, and healthcare. As a result of each Fund's investment objective, it is expected that the Funds will have continued exposure to each of the following Related Business Risk groups:

Consumer Products & Services. General risks of these companies include the overall state of the economy, intense competition and consumer spending trends. A decline in the economy which results in a reduction of consumers' disposable income can negatively impact spending habits. Global factors including political developments, imposition of import controls, supply chain disruptions, international conflict, disruption in access to markets, fluctuations in oil prices, and changes in exchange rates may adversely affect issuers of consumer products and services. Retailers who sell their products over the Internet have the potential to access more consumers but may require sophisticated technology to remain competitive. Changes in demographics and consumer tastes can also affect the demand for, and the success of, consumer products and services in the marketplace. Consumer products and services companies may be subject to government regulation affecting their products and operations which may negatively impact performance.

Energy. The success of companies in the energy sector may be cyclical and highly dependent on energy prices. The market value of securities issued by companies in the energy sector may decline for many reasons, including, among other reasons: changes in the levels and volatility of global energy prices, energy supply and demand, and capital expenditures on exploration and production of energy sources; supply chain disruptions, international conflict, disruption in access to markets; exchange rates, interest rates, economic conditions, and tax treatment; and energy conservation efforts, increased competition and technological advances. Companies in this sector may be subject to substantial government regulation and contractual fixed pricing, which may increase the cost of doing business and limit the earnings of these companies. A significant portion of the revenues of these companies may depend on a relatively small number of customers, including governmental entities and utilities. As a result, governmental budget constraints may have a material adverse effect on the stock prices of companies in this sector. Energy companies may also operate in, or engage in, transactions involving countries with less developed regulatory regimes or a history of expropriation, nationalization or other adverse policies. Energy companies also face a significant risk of liability from accidents resulting in injury or loss of life or property, pollution or other environmental problems, equipment malfunctions or mishandling of materials and a risk of loss from terrorism, political strife or natural disasters. Any such event could have serious consequences for the general population of the affected area and could have an adverse impact on an energy issuer. Energy companies can be significantly affected by the supply of, and demand for, specific products (e.g., oil and natural gas) and services, exploration and production spending, government subsidization, world events and general economic conditions. Energy companies may have relatively high levels of debt and may be more likely than other companies to restructure their businesses if there are downturns in energy markets or in the global economy.

Financials. Performance of companies in the financials sector may be adversely impacted by many factors, including, among others, changes in government regulations, economic conditions, interest rates, banking contagion risk, credit rating downgrades, currency volatility, international conflict, disruption in access to markets, excessive leverage, and decreased market liquidity. Downturns in the financials sector may negatively impact the availability of financing, which may exacerbate economic downturns and further negatively impact performance. The impact of changes in capital requirements and recent or future regulation of any individual financial company, or of the financials sector as a whole, cannot be predicted. In recent years, cyberattacks and technology malfunctions and failures have become increasingly frequent in this sector and have caused significant losses to companies in this sector, which may negatively impact performance of financial companies.

Food. Companies in this group are generally subject to the business risks associated with the production or distribution of agricultural products, processed foods, prepared meals and alcoholic beverages. Issuers in this group are faced with government regulation, international conflict, disruption in access to markets, product recall, climate change, and supply chain and labor disruptions. Consumer preferences for certain types of food products may change swiftly, and in turn, may have a severe impact on a company's earnings.

Industrials. Companies in this sector are affected by supply and demand both for their specific product or service and for industrial sector products in general. The products of manufacturing companies may face product obsolescence due to rapid technological developments and frequent new product introduction. Government regulation, world events and economic conditions, including but not limited to supply chain disruptions, international conflict, disruption in access to markets, may affect the performance of companies in the industrial sector. Companies in this sector may be at risk for environmental damage and product liability claims.

Information. Companies in this sector can be significantly affected by intense competition, aggressive pricing, technological innovations, and product obsolescence. Information companies may face significant competitive pressures, such as aggressive pricing, new market entrants, competition for market share, short product cycles due to an accelerated rate of technological developments and the potential for limited earnings and/or falling profit margins. These companies also face the risks that new services, equipment or technologies will not be accepted by consumers and businesses or will become rapidly obsolete. These factors can affect the profitability of these companies and, as a result, the value of their securities. Also, patent protection is integral to the success of many developed market companies in this industry, and profitability can be affected materially by, among other things, the cost of obtaining (or failing to obtain) patent approvals, the cost of litigating patent infringement and the loss of patent protection for products (which significantly increases pricing pressures and can materially reduce profitability with respect to such products). International conflict and disruption in access to markets may also adversely affect companies in this sector. In addition, companies in this sector have limited operating histories. Prices of these companies' securities historically have been more volatile than other securities, especially over the short term.

Information Tools. Companies in this sector are subject to competitive pressures may have a significant effect on their financial condition due to short product cycles and strained manufacturing capacity. These companies may become increasingly subject to aggressive pricing, which hampers profitability. Reduced demand for end-user products, under- utilization of manufacturing capacity, and other factors could adversely impact the operating results of companies in this sector. Information tool companies typically face high capital costs and particularly in developed market economies, may be heavily dependent on intellectual property rights. Supply chain disruptions, international conflict and disruption in access to markets may also adversely affect companies in this sector. This sector is highly cyclical, which may cause the operating results of such companies to vary significantly. The stock prices of companies in this sector are subject to high levels of volatility.

Healthcare. Companies in the healthcare sector may be affected by government regulations and government health care programs, increases or decreases in the cost of medical products and services, an increased emphasis on outpatient services, and product liability claims, among other factors. Particularly within developed market economies, many health care companies are heavily dependent on patent protection, and the expiration of a company's patent may adversely affect that company's profitability. Supply chain disruptions, international conflict and disruption in access to markets may also adversely affect companies in this sector. Health care companies are subject to competitive forces that may result in price discounting and may be thinly capitalized and susceptible to product obsolescence.

MANAGEMENT

BOARD OF TRUSTEES. The Board of Trustees is responsible for overseeing the management and business affairs of the Funds. The Board oversees the operations of each Fund by its officers. The Board also reviews management of each Fund's assets by the investment adviser and sub-advisers. Information about the Board of Trustees and executive officers of the Funds is contained in the SAI.

ADVISER. Syntax Advisors, LLC (the "Adviser") serves as the investment adviser to the Funds and, subject to the supervision of the Board, is responsible for the investment management of the Funds, executed through the selection of the sub-advisers for portfolio management and other agreed upon activities. In addition, the Adviser continuously reviews, supervises and administers each Fund's investment program. The Adviser has been a registered investment adviser since April 21, 2017, is an affiliate of Syntax LLC and is controlled by Rory Riggs. As the Funds' investment adviser, the Adviser provides an investment management program for the Funds and manages the investment of the Funds' assets through sub-advisory relationships. The Adviser's principal business address is One Liberty Plaza, 46th Floor, New York, NY 10006.

For the services provided to each Fund under the Investment Advisory Agreement, each Fund expects to pay the Adviser the annual fee set forth below, which is based on a percentage of a Fund's average daily net assets.

Fund	Advisory Fee
Syntax Stratified LargeCap ETF	0.45%
Syntax Stratified MidCap ETF	0.45%
Syntax Stratified SmallCap ETF	0.45%
Syntax Stratified U.S. Total Market ETF	0.75%
Syntax Stratified U.S. Total Market Hedged ETF	1.00%
Syntax Stratified Total Market II ETF	0.75%
Syntax Stratified LargeCap II ETF	0.45%

Syntax Stratified LargeCap ETF, Syntax Stratified LargeCap II ETF, Syntax Stratified MidCap ETF and Syntax Stratified SmallCap ETF: Under the Investment Advisory Agreement, the Adviser agrees to pay all expenses of the Funds, except (i) interest expense, (ii) taxes, (iii) acquired fund fees and expenses, (iv) brokerage expenses and other expenses (such as stamp taxes) connected with the execution of portfolio transactions or in connection with creation and redemption transactions, (v) expenses associated with shareholder meetings, (vi) compensation and expenses of the Independent Trustees, (vii) compensation and expenses of the Trust's chief compliance officer and his or her staff, (viii) distribution fees and expenses paid by the Trust under any distribution plan adopted pursuant to Rule 12b-1 under the Investment Company Act of 1940, as amended (the "1940 Act"), (ix) legal fees or expenses in connection with any arbitration, litigation or pending or threatened arbitration or litigation, including any settlements in connection therewith, (x) extraordinary expenses of the Funds and (xi) fees payable to the Adviser. The payment or assumption by the Adviser of any expense of the Funds that the Adviser is not required by the Investment Advisory Agreement to pay or assume shall not obligate the Adviser to pay or assume the same or any similar expense of the Funds on any subsequent occasion Pursuant to an Expense Limitation and Reimbursement Agreement ("Expense Agreement"), the Adviser has contractually agreed to waive its fees and/or reimburse Fund expenses until at least May 1, 2024, thereafter subject to annual re-approval by the Funds' Board of Trustees, to ensure that Total Annual Fund Operating Expenses (with the exception of the above referenced Fund expenses) do not exceed the applicable amount presented in the table below. Accordingly, the Adviser has agreed to waive a portion of its management fee in an amount equivalent to 0.15%, 0.15%, 0.10%, and 0.05% for each of LargeCap ETF, LargeCap II ETF, MidCap ETF and SmallCap ETF, respectively.

Syntax Stratified U.S. Total Market ETF, Syntax Stratified U.S. Total Market Hedged ETF, and Syntax Stratified Total Market II ETF: Under the Investment Advisory Agreement, the Adviser agrees to pay all expenses of the Fund, except (i) interest expense, (ii) taxes, (iii) brokerage expenses and other expenses (such as stamp taxes) connected with the execution of portfolio transactions or in connection with creation and redemption transactions, (iv) expenses associated with shareholder meetings, (v) compensation and expenses of the Independent Trustees, (vi) compensation and expenses of the Trust's chief compliance officer and his or her staff, (vii) distribution fees and expenses paid by the Trust under any distribution plan adopted pursuant to Rule 12b-1 under the 1940 Act, (viii) legal fees or expenses in connection with any arbitration, litigation or pending or threatened arbitration or litigation, including any settlements in connection therewith, (ix) extraordinary expenses of the Fund and (x) fees payable to the Adviser. The payment or assumption by the Adviser of any expense of the Fund that the Adviser is not required by the Investment Advisory Agreement to pay or assume shall not obligate the Adviser to pay or assume the same or any similar expense of the Fund on any subsequent occasion. Pursuant to the Expense Agreement, the Adviser has contractually agreed to waive its fees and/or reimburse Fund expenses until at least May 1, 2024, thereafter subject to annual re-approval by the Funds' Board of Trustees, to ensure that Total Annual Fund Operating Expenses (with the exception of the above referenced Fund expenses) do not exceed the applicable amount presented in the table below. Accordingly, the Adviser has agreed to waive a portion of its management fee in an amount equivalent to 0.40%, 0.35%, and 0.40% for each of Syntax Stratified U.S. Total Market ETF, Syntax Stratified U.S. Total Market Hedged ETF, and Syntax Stratified Total Market II ETF, respectively.

The Expense Agreement also includes the Adviser's waiver of any Acquired Fund Fees and Expenses, which reflect a Fund's *pro rata* share of the fees and expenses incurred by investing in the Adviser's underlying ETFs and securities. The impact of Acquired Fund Fees and Expenses is included in the total returns of a Fund. The Adviser has contractually agreed to reimburse a portion of its management fees for these Funds in an amount equal to the Acquired Fund Fees and Expenses, if any, attributable to a Fund in other series of the Trust, or in funds advised or sub-advised by the Advisor or Sub-Adviser through at least May 1, 2024.

All Funds: As provided in the Expense Agreement, the Adviser is entitled to reimbursement by a Fund of fees waived or expenses reduced during any of the previous 36 months if on any day or month the estimated annualized fund operating expenses are less than the cap. A Fund may only make repayments to the Adviser if such repayment does not cause the Fund's expense ratio (after the repayment is taken into account) to exceed both: (1) the Fund's net expense ratio in place at the time such amounts were waived; and (2) the Fund's current net expense ratio (before recoupment). The Expense Agreement may be terminated only upon written agreement of the Trust and the Adviser. Each Fund's total operating expenses, net of applicable waivers and/or reimbursements under the Expense Agreement, are presented below.

Fund	Total Operating Expenses after Waiver/Reimbursement
Syntax Stratified LargeCap ETF	0.30%
Syntax Stratified MidCap ETF	0.35%
Syntax Stratified SmallCap ETF	0.40%
Syntax Stratified U.S. Total Market ETF	0.35%
Syntax Stratified U.S. Total Market Hedged ETF	0.65%
Syntax Stratified Total Market II ETF	0.35%
Syntax Stratified LargeCap II ETF	0.30%

SUB-ADVISERS.

Vantage Consulting Group

Pursuant to an investment sub-advisory agreement with the Adviser, Vantage Consulting Group (“Vantage”, “Equity Sub-Adviser” or “Sub-Adviser”) serves as the sub-adviser to the Funds and performs the day-to-day management of the assets (equity portfolio only in the case of Syntax Stratified U.S. Total Market Hedged ETF) of the Funds and places orders for the purchase and sale of securities (equity portfolio only in the case of Syntax Stratified U.S. Total Market Hedged ETF) for the Funds. For its services to the Funds, Vantage is compensated by the Adviser. Vantage has been a registered investment adviser since June 2, 1986 and is owned by Mark T. Finn. As of December 31, 2022, Vantage managed approximately \$3.16 billion in assets. Vantage’s principal business address is 3500 Pacific Ave., Virginia Beach, VA 23451.

Swan Global Investments, LLC

Pursuant to an investment sub-advisory agreement with the Adviser, Swan Global Investments, LLC (“Swan” or the “Options Sub- Adviser” and together with Vantage, the “Sub-Advisers”) serves as the options sub-adviser to the Syntax Stratified U.S. Total Market Hedged ETF and performs the day-to-day management of the Fund’s option strategies and places orders for the purchase and sale of options for the Fund. For its services to the Syntax Stratified U.S. Total Market Hedged ETF, the Options Sub-Adviser is compensated by the Adviser. The Options Sub-Adviser has been an SEC-registered investment adviser since 2010 and is majority owned by Randy Swan. As of December 31, 2022, the Options Sub-Adviser managed approximately \$2.2 billion in assets. The Options Sub-Adviser’s principal business address is 1099 Main Ave #206, Durango, CO 81301.

A discussion regarding the basis for the Board’s approval of the investment advisory and sub-advisory agreements for the Syntax Stratified Total Market II ETF, as well as the renewals of the investment advisory and sub-advisory agreements for the Syntax Stratified LargeCap ETF, Syntax Stratified MidCap ETF, Syntax Stratified SmallCap ETF, Syntax Stratified U.S. Total Market ETF and Syntax Stratified U.S. Total Market ETF is available in the Trust’s Semi-Annual Report to Shareholders for the period ended June 30, 2022. A discussion regarding the Board’s consideration of the investment advisory and sub-advisory agreements for the Syntax Stratified LargeCap II ETF will be found in the Trust’s next Annual or Semi-Annual Report to Shareholders after commencement of operations, as applicable.

PORTFOLIO MANAGERS. The Funds are managed by the portfolio managers listed below.

Portfolio Manager	Firm	Business Experience over Past 5 Years
James Wolfe <i>Syntax Stratified LargeCap ETF</i> <i>Syntax Stratified MidCap ETF</i> <i>Syntax Stratified SmallCap ETF</i> <i>Syntax Stratified U.S. Total Market ETF</i> <i>Syntax Stratified U.S. Total Market Hedged ETF</i> <i>Syntax Stratified LargeCap II ETF</i> <i>Syntax Stratified Total Market II ETF</i>	Vantage Consulting Group, Inc.	<p>Mr. Wolfe currently serves as a portfolio manager for the equity portfolio for all of the Syntax Funds. He has held a variety of positions since joining Vantage in 1988 including trader, operations manager, and systems developer specializing in quantitative modeling, and he is currently head trader Mr. Wolfe is an investment professional with over 30 years of experience.</p> <p>Mr. Wolfe received his BA from Virginia Wesleyan College in 1983 and an MBA from the College of William and Mary in 1989.</p>
Austin Dunkle <i>Syntax Stratified LargeCap ETF</i> <i>Syntax Stratified MidCap ETF</i> <i>Syntax Stratified SmallCap ETF</i> <i>Syntax Stratified U.S. Total Market ETF</i> <i>Syntax Stratified U.S. Total Market Hedged ETF</i> <i>Syntax Stratified LargeCap II ETF</i> <i>Syntax Stratified Total Market II ETF</i>	Vantage Consulting Group, Inc.	<p>Mr. Dunkle currently serves as a portfolio manager for the equity portfolio for all of the Syntax Funds. Austin has worked with financial and economic models and strategies since joining Vantage in 2014 using a variety of market and macroeconomic indicators. He also supports the firm's portfolio accounting, reconciliation, and trading team.</p> <p>Austin received a Bachelor's degree in Applied Mathematics at Old Dominion University, and was awarded the CQF designation in 2016.</p>
Glenn Freed <i>Syntax Stratified LargeCap ETF</i> <i>Syntax Stratified MidCap ETF</i> <i>Syntax Stratified SmallCap ETF</i> <i>Syntax Stratified U.S. Total Market ETF</i> <i>Syntax Stratified U.S. Total Market Hedged ETF</i> <i>Syntax Stratified LargeCap II ETF</i> <i>Syntax Stratified Total Market II ETF</i>	Syntax Advisors, LLC	<p>Dr. Freed currently serves as a Portfolio Manager for the equity portfolio for all of the Syntax Funds. Dr. Freed, Chief Investment Officer of Syntax Advisors, joined Syntax Advisors in 2019. Dr. Freed is part of the team responsible for the research, design and implementation of our investment strategies. Also, Dr. Freed provides oversight of the marketing initiatives and interacting with clients. Dr. Freed has over 30 years of work experience in asset management, wealth management, tax advising, tax and accounting research and education. Dr. Freed is currently the Director of Investments, Portfolio Manager as of 2019 for the Syntax Advisors' joint venture with Acclivity Investment Research. Dr. Freed held senior positions at several financial services companies: Chief Investment Officer at LourdMurray from 2016 to 2018 ; Chief Executive Officer and Chief Investment Officer at Vericimetry Advisors from 2011 to 2016; and Vice President at Dimensional Fund Advisors from 2011 to 2010. Dr. Freed received a Bachelor of Science in Accounting from the University of Florida and a Ph.D. in Accounting from the University of Southern California.</p>
Randy Swan <i>Syntax Stratified U.S. Total Market Hedged ETF</i>	Swan Global Investments, LLC	<p>Mr. Swan is the President and founder of Swan Capital Management and oversees the team that runs all of the firm's investment activities. Before starting Swan Global Investments, LLC in 2014 and Swan Capital Management in 1997, Mr. Swan was a Senior Manager for KPMG working in the financial services sector. Mr. Swan is a 1990 graduate of the University of Texas with a BBA and a MPA (Master's Degree in Professional Accounting).</p>

Robert Swan <i>Syntax Stratified U.S. Total Market Hedged ETF</i>	Swan Global Investments, LLC	Mr. Swan serves as the Chief Operating Officer and a portfolio manager of Swan Capital Management, providing daily oversight of operations, investment management, trading, and the development and maintenance of proprietary technologies enabling the firms to scale and execute the DRS strategy across multiple funds and platforms. Prior to joining affiliated adviser Swan Capital Management in 2010 and then Swan Global Investments, LLC in 2014, Mr. Swan worked at Boeing Company as a flight testing and aerodynamics engineer. Mr. Swan graduated from the University of Texas with a BS in Aeronautical and Astronautical Engineering.
Chris Hausman <i>Syntax Stratified U.S. Total Market Hedged ETF</i>	Swan Global Investments, LLC	Mr. Hausman serves as a portfolio manager of Swan Global Investments, LLC, with responsibility for risk management and assisting in the daily operations and trading for all DRS investments and positions. Prior to joining the Swan Global Investments, LLC in 2015, Mr. Hausman served in various roles at Saliba Portfolio Management, including Senior Portfolio Manager, Chief Portfolio Strategist and Director of Trading Operations. Mr. Hausman is a graduate of the University of Pennsylvania's Wharton School of Business with a BS in Finance and is also a Chartered Market Technician.

Additional information about the portfolio managers' compensation, other accounts managed by each portfolio manager, and the portfolio managers' ownership of securities in the Funds is available in the SAI.

Administrator, Custodian and Transfer Agent

State Street Bank and Trust Company is the Administrator for the Funds, the Transfer Agent to the Funds and the Custodian for the Funds' assets.

Distributor

Foreside Fund Services, LLC (the "Distributor") is the distributor of the Fund Shares of each Fund. The Distributor will not distribute Fund Shares in less than Creation Units, and it does not maintain a secondary market in the Fund Shares. The Distributor may enter into selected dealer agreements with other broker-dealers or other qualified financial institutions for the sale of Creation Units of Fund Shares.

Independent Registered Public Accounting Firm

Cohen & Company, Ltd. serves as the independent registered public accounting firm for the Trust.

Legal Counsel

Morgan, Lewis & Bockius LLP serves as legal counsel to the Trust.

SHAREHOLDER PROCEEDINGS

The Trust is organized under the laws of Delaware pursuant to a Declaration of Trust, and as a result, certain shareholder proceedings must be brought in accordance with Delaware law. Shareholders should be note that any suit, action or proceeding brought by or in the right of any Shareholder or any person claiming any interest in any Shares seeking to enforce any provision of, or based on any matter arising out of, or in connection with, Declaration of Trust or the Trust, any Series or Class or any Shares, including any claim of any nature against the Trust, any Series or Class, the Trustees or officers of the Trust, shall be brought exclusively in the Court of Chancery of the State of Delaware to the extent there is subject matter jurisdiction in such court for the claims asserted or, if not, then in the Superior Court of the State of Delaware. Shareholders should note, however, that although these Delaware forum limitations claims do not apply to claims arising under the federal securities laws, these Delaware forum limitations, if enforceable, may impose upon Shareholders risks such as needing to bring action in a potentially inconvenient and/or unfavorable forum. Further, in connection with any such suit, action or proceeding brought in the Superior Court of Delaware, all Shareholders irrevocably waive the right to a trial by jury to the fullest extent permitted by law.

A Shareholder or Shareholders may bring derivative action on behalf of the Trust only if the Shareholder or Shareholders first make a pre-suit demand upon the Trustees to bring the subject action unless an effort to cause the Trustees to bring such action is excused in accordance with the relevant provisions of the Declaration of Trust. Further, a derivative action on behalf of the Trust may be brought only if (a) Shareholders holding at least 10% of the outstanding Shares of the Trust, or 10% of the outstanding Shares of the Series or Class to which such action relates and who are eligible to bring such derivative action join in the request for the Trustees to commence such derivative action; and (b) the Trustees are afforded a reasonable amount of time to consider the request for the derivative action and to investigate the basis of such claim. The Trustees shall be entitled to retain counsel or other advisors in considering the merits of the request and shall require an undertaking by the Shareholders making such request to reimburse the Trust for the expense of any such advisors in the event that the Trustees determine not to bring such action. The foregoing limitations regarding a derivative action in no way apply to, or otherwise impinge upon a Shareholder's right to seek, potential claims arising under federal securities laws.

INDEX/TRADEMARK LICENSES AND DISCLAIMER

The Index Provider is affiliated with the Trust and the Adviser. The Adviser ("Licensee") has entered into license agreements with the Index Provider pursuant to which the Adviser pays a fee to use the Indices. The Adviser is sub-licensing rights to the Indices to the Funds at no charge.

The Syntax Stratified LargeCap Index, Syntax Stratified SmallCap Index, and Syntax Stratified MidCap Index (each an "Index" and collectively the "Indices") are the property of Syntax, which has contracted with S&P Opco, LLC (a subsidiary of S&P Dow Jones Indices LLC) to calculate and maintain the Indices. The Indices are not sponsored by S&P Dow Jones Indices LLC or its affiliates or its third-party licensors, including Standard & Poor's Financial Services LLC and Dow Jones Trademark Holdings LLC (collectively, S&P Dow Jones Indices). S&P Dow Jones Indices will not be liable for any errors or omissions in calculating the Indices. Calculated by S&P Dow Jones Indices and the related stylized mark(s) are service marks of S&P Dow Jones Indices and have been licensed for use by Syntax. S&P is a registered trademark of Standard & Poor's Financial Services LLC, and Dow Jones is a registered trademark of Dow Jones Trademark Holdings LLC.

The Funds are not sponsored, endorsed, sold or promoted by S&P Dow Jones Indices. S&P Dow Jones Indices does not make any representation or warranty, express or implied, to the owners of the Funds or any member of the public regarding the advisability of investing in securities generally or in the Funds particularly or the ability of the Funds Indices to track general market performance. S&P Dow Jones Indices only relationship to Syntax with respect to the Indices is the licensing of the S&P 500 Index, S&P MidCap 400 Index, and the S&P SmallCap 600 Index and their constituents, certain trademarks, service marks and trade names of S&P Dow Jones Indices, and the provision of the calculation services related to the Indices. S&P Dow Jones Indices is not responsible for and has not participated in the determination of the prices and amount of the Funds or the timing of the issuance or sale of the Funds or in the determination or calculation of the equation by which the Funds may be converted into cash or other redemption mechanics. S&P Dow Jones Indices has no obligation or liability in connection with the administration, marketing or trading of the Fund. S&P Dow Jones Indices LLC is not an investment advisor. Inclusion of a security within an Index is not a recommendation by S&P Dow Jones Indices to buy, sell, or hold such security, nor is it investment advice.

S&P DOW JONES INDICES DOES NOT GUARANTEE THE ADEQUACY, ACCURACY, TIMELINESS AND/OR THE COMPLETENESS OF THE INDEX OR ANY DATA RELATED THERETO OR ANY COMMUNICATION WITH RESPECT THERETO, INCLUDING, ORAL, WRITTEN, OR ELECTRONIC COMMUNICATIONS. S&P DOW JONES INDICES SHALL NOT BE SUBJECT TO ANY DAMAGES OR LIABILITY FOR ANY ERRORS, OMISSIONS, OR DELAYS THEREIN EXCEPT THOSE ARISING FROM FRAUD OR GROSS NEGLIGENCE ON THE PART OF S&P. S&P DOW JONES INDICES MAKES NO EXPRESS OR IMPLIED WARRANTIES, AND EXPRESSLY DISCLAIMS ALL WARRANTIES, OF MERCHANTABILITY OR FITNESS FOR A PARTICULAR PURPOSE OR USE OR AS TO RESULTS TO BE OBTAINED BY SYNTAX, OWNERS OF THE FUNDS, OR ANY OTHER PERSON OR ENTITY FROM THE USE OF THE INDEX OR WITH RESPECT TO ANY DATA RELATED THERETO. WITHOUT LIMITING ANY OF THE FOREGOING, IN NO EVENT WHATSOEVER SHALL S&P DOW JONES INDICES BE LIABLE FOR ANY INDIRECT, SPECIAL, INCIDENTAL, PUNITIVE, OR CONSEQUENTIAL DAMAGES, INCLUDING BUT NOT LIMITED TO, LOSS OF PROFITS, TRADING LOSSES, LOST TIME, OR GOODWILL, EVEN IF THEY HAVE BEEN ADVISED OF THE POSSIBILITY OF SUCH DAMAGES, WHETHER IN CONTRACT, TORT, STRICT LIABILITY, OR OTHERWISE.

The Syntax Stratified U.S. Total Market Index is a broad-based index comprised of approximately 90% of the total U.S. market capitalization, specifically reflective of exposures to the Syntax Stratified LargeCap Index, Syntax Stratified MidCap Index and the Syntax Stratified SmallCap Index. The Index and its methodology were developed by SKK Syntax, LLC ("SKKS"), which is a joint venture between Syntax and Shepherd Kaplan Krochuk, LLC ("SKK"). The Index is calculated and maintained by Indxx, LLC. The Adviser has a license agreement with SKKS to use the index weightings with respect to certain Funds. The Funds are not sponsored by the third-party licensors of SKKS. "Syntax", "Stratified Index" and "Stratified Indices" are registered trademarks of Locus LP, and "Shepherd Kaplan" is a registered trademark of SKK and have been licensed for use by Adviser.

1. Trademark Notice & Disclaimer: Disclosure Documents: Without limiting the generality of the disclaimers and limitations of liability set forth in this Agreement, Adviser acknowledges and agrees to the following disclaimer and limitations of liability, and Adviser agrees to prominently include the following trademark notice and disclaimer to the extent Adviser uses or refers to Syntax, SKK, and/or the Marks in any disclosure documents related to the Funds referring to the Syntax Stratified U.S. Total Market Index in their principal investment strategy, such as prospectuses, registration statements, or other documents to be filed with a governmental agency (whether print, online, or other media):

2. The Syntax Stratified U.S. Total Market Index (the “Index”) is developed by SKK Syntax, LLC, which has contracted with Indxx, LLC to calculate and maintain the Index. Adviser has licensed from SKKS the rights to use said index weightings. The Fund is not sponsored by the third-party licensors of SKKS. “Syntax”, “Stratified Index” and “Stratified Indices” are registered trademarks of Locus LP, and “Shepherd Kaplan” is a registered trademark of SKK, and have been licensed for use by Adviser. SKKS does not make any representation or warranty regarding investment advisability. SKKS’s only relationship to Adviser with respect to the Index is the licensing of certain data. SKKS, Syntax and SKK are not responsible for and have not participated in the determination of the prices, amount, redemption, or timing of the sale of the ETF, or the determination or calculation of the equation by which any Fund may be converted into cash or other redemption mechanics. SKKS, Syntax and SKK have no obligation or liability in connection with the administration, marketing or trading of any Fund. Inclusion of a security within the Index is neither a recommendation by SKKS nor Syntax nor SKK, nor is it investment advice.

3. SKKS, SYNTAX AND SKK DO NOT GUARANTEE THE ADEQUACY, ACCURACY, TIMELINESS AND/OR THE COMPLETENESS OF THE INDEX OR ANY DATA RELATED THERETO OR ANY COMMUNICATION WITH RESPECT THERETO. SKKS, SYNTAX AND SKK SHALL NOT BE SUBJECT TO ANY DAMAGES OR LIABILITY FOR ANY ERRORS, OMISSIONS, OR DELAYS THEREIN. SKKS SYNTAX AND SKK MAKE NO WARRANTIES, AND EXPRESSLY DISCLAIM ALL WARRANTIES. WITHOUT LIMITING ANY OF THE FOREGOING, IN NO EVENT WHATSOEVER SHALL SYNTAX OR SKK BE LIABLE FOR ANY INDIRECT, SPECIAL, INCIDENTAL, PUNITIVE, OR CONSEQUENTIAL DAMAGES.

ADDITIONAL PURCHASE AND SALE INFORMATION

Fund Shares are listed for secondary trading on NYSE Arca, Inc. (the “Exchange”) and individual Fund Shares may only be purchased and sold in the secondary market through a broker-dealer. The secondary markets are closed on weekends and also are generally closed on the following holidays: New Years Day, Dr. Martin Luther King, Jr. Day, Presidents Day, Good Friday, Memorial Day (observed), Juneteenth, Independence Day, Labor Day, Thanksgiving Day and Christmas Day. The Exchange may close early on the business day before certain holidays and on the day after Thanksgiving Day. Exchange holiday schedules are subject to change without notice. If you buy or sell Shares in the secondary market, you will pay the secondary market price for Shares. In addition, you may incur customary brokerage commissions and charges and may pay some or all of the spread between the bid and the offered price in the secondary market on each leg of a round trip (purchase and sale) transaction.

The trading prices of each Fund’s Shares will fluctuate continuously throughout trading hours based on market supply and demand rather than the Fund’s net asset value, which is calculated at the end of each business day. The Shares will trade on the Exchange at prices that may be above (i.e., at a premium) or below (i.e., at a discount), to varying degrees, the daily net asset value of the Shares. The trading prices of each Fund’s Shares may deviate significantly from its net asset value during periods of market volatility. Given, however, that Shares can be issued and redeemed daily in Creation Units, the Adviser believes that large discounts and premiums to net asset value should not be sustained over long periods. Information showing the number of days the market price of a Fund’s Shares was greater than the Fund’s net asset value and the number of days it was less than the Fund’s net asset value (i.e., premium or discount) for various time periods is available by visiting the Funds’ website at www.SyntaxAdvisors.com.

The Exchange will disseminate, every fifteen seconds during the regular trading day, an indicative optimized portfolio value (IOPV) relating to each Fund. The IOPV calculations are estimates of the value of the Fund’s net asset value per Share using market data converted into U.S. dollars at the current currency rates. The IOPV price is based on quotes and closing prices from the securities local market and may not reflect events that occur subsequent to the local markets close. Premiums and discounts between the IOPV and the market price may occur. This should not be viewed as a real-time update of the net asset value per Share of a Fund, which is calculated only once a day. Neither the Funds, nor the Adviser or any of their affiliates are involved in, or responsible for, the calculation or dissemination of such IOPVs and make no warranty as to their accuracy.

The Funds do not impose any restrictions on the frequency of purchases and redemptions; however, the Funds reserve the right to reject or limit purchases at any time as described in the SAI. When considering that no restriction or policy was necessary, the Board evaluated the risks posed by market timing activities, such as whether frequent purchases and redemptions would occur, for example from an investor’s efforts to take advantage of a potential arbitrage opportunity, and would interfere with the efficient implementation of each Fund’s investment strategy, or whether they would cause the Fund to experience increased transaction costs. The Board considered that, unlike traditional mutual funds, Fund Shares are issued and redeemed only in the large quantities of Creation Units available only from the Fund directly, and that most trading in the Fund occurs on the Exchange at prevailing market prices and does not involve the Fund directly. Given this structure, the Board determined that it is unlikely that (a) market timing would be attempted by a Fund’s shareholders or (b) any attempts to market time a Fund by shareholders would result in negative impact to the Fund or its shareholders.

With respect to any portion of a Fund's assets that are invested in one or more open-end management investment companies that are registered under the 1940 Act (such as an Underlying Fund), the Fund's net asset value is calculated based upon the net asset values of such registered open-end management investment companies in which the Fund invests. The circumstances under which an Underlying Fund advised by the Adviser will use fair value pricing, and the related effects of using fair value pricing, are described immediately below. In connection with any registered open-end management investment companies in which a Fund invests that are not advised by the Adviser, the corresponding prospectuses for such companies explain the circumstances under which those companies will use fair value pricing and the effects of using fair value pricing.

Pursuant to Board-approved valuation procedures established by the Trust and the Adviser, the Board has appointed the Adviser as the Funds' valuation designee (the "Valuation Designee") to perform all fair valuations of the Funds' portfolio investments, subject to the Board's oversight. As the Valuation Designee, the Adviser has established procedures for its fair valuation of the Funds' portfolio investments. These procedures address, among other things, determining when market quotations are not readily available or reliable and the methodologies to be used for determining the fair value of investments, as well as the use and oversight of third-party pricing services for fair valuation.

Fair value pricing is used by the Valuation Designee when reliable market quotations are not readily available or are not deemed to reflect current market values and when the instrument to be priced is not a security. Securities that may be valued using "fair value" pricing may include, but are not limited to, securities for which there are no current market quotations or whose issuer is in default or bankruptcy, securities subject to corporate actions (such as mergers or reorganizations), securities subject to non-U.S. investment limits or currency controls, and securities affected by "significant events." An example of a significant event is an event occurring after the close of the market in which a security trades, but before the next time a Fund's net asset value is calculated, that may materially affect the value of the Fund's investment (e.g., government action, natural disaster, or significant market fluctuation). When fair value pricing is employed by the Valuation Designee, the prices of securities used by the Fund to calculate its NAV may differ from quoted or published prices for the same securities.

BOOK ENTRY. Fund Shares are held in book-entry form and no stock certificates are issued. The Depository Trust Company (DTC), through its nominee Cede & Co., is the record owner of all outstanding Shares.

Investors owning Shares are beneficial owners as shown on the records of DTC or its participants. DTC serves as the securities depository for all Shares. Participants in DTC include securities brokers and dealers, banks, trust companies, clearing corporations and other institutions that directly or indirectly maintain a custodial relationship with DTC. As a beneficial owner of Shares, you are not entitled to receive physical delivery of stock certificates or to have Shares registered in your name, and you are not considered a registered owner of Shares. Therefore, to exercise any right as an owner of Shares, you must rely upon the procedures of DTC and its participants.

These procedures are the same as those that apply to any securities that you hold in book entry or street name form for any publicly-traded company. Specifically, in the case of a shareholder meeting of a Fund, DTC assigns applicable Cede & Co. voting rights to its participants that have Shares credited to their accounts on the record date, issues an omnibus proxy and forwards the omnibus proxy to the Fund. The omnibus proxy transfers the voting authority from Cede & Co. to the DTC participant. This gives the DTC participant through whom you own Shares (namely, your broker, dealer, bank, trust company or other nominee) authority to vote the shares, and, in turn, the DTC participant is obligated to follow the voting instructions you provide.

DISTRIBUTIONS

DIVIDENDS AND CAPITAL GAINS. As a shareholder, you are entitled to your share of a Fund's income and net realized gains on its investments. Each Fund pays out substantially all of its net earnings to its shareholders as distributions.

A Fund typically earns income dividends from stocks. These amounts, net of expenses and taxes (if applicable), are passed along to Fund shareholders as income dividend distributions. A Fund realizes capital gains or losses whenever it sells securities. Net long-term capital gains are distributed to shareholders as capital gain distributions.

Income dividend distributions, if any, for the Funds are generally distributed to shareholders annually, but may vary significantly from period to period. Net capital gains for the Funds are distributed at least annually. Dividends may be declared and paid more frequently or at any other times to improve Index tracking or to comply with the distribution requirements of the Internal Revenue Code of 1986, as amended (the Internal Revenue Code).

Distributions in cash may be reinvested automatically in additional whole Fund Shares only if the broker through whom you purchased Shares makes such option available. Distributions which are reinvested will nevertheless be taxable to the same extent as if such distributions had not been reinvested.

PORTFOLIO HOLDINGS DISCLOSURE

A description of the Funds' policies and procedures with respect to the disclosure of the Funds' portfolio securities is available in the Funds' SAI.

U.S. FEDERAL INCOME TAXATION

The following is a summary of certain U.S. federal income tax considerations applicable to an investment in Shares of a Fund. The summary is based on the U.S. Internal Revenue Code of 1986, as amended (the Internal Revenue Code), U.S. Treasury Department regulations promulgated thereunder, and judicial and administrative interpretations thereof, all as in effect on the date of this Prospectus and all of which are subject to change, possibly with retroactive effect. In addition, this summary assumes that a shareholder holds Shares as capital assets within the meaning of the Internal Revenue Code and does not hold Shares in connection with a trade or business. This summary does not address all potential U.S. federal income tax considerations possibly applicable to an investment in Shares of a Fund, and does not address the consequences to Fund shareholders subject to special tax rules, including, but not limited to, partnerships and the partners therein, tax-exempt shareholders, those who hold Fund Shares through an IRA, 401(k) plan or other tax-advantaged account, and, except to the extent discussed below, non-U.S. shareholders (as defined below). This discussion does not discuss any aspect of U.S. state, local, estate, and gift, or non-U.S., tax law. Furthermore, this discussion is not intended or written to be legal or tax advice to any shareholder in a Fund or other person and is not intended or written to be used or relied on, and cannot be used or relied on, by any such person for the purpose of avoiding any U.S. federal tax penalties that may be imposed on such person. Prospective Fund shareholders are urged to consult their own tax advisors with respect to the specific U.S. federal, state and local, and non-U.S., tax consequences of investing in Shares, based on their particular circumstances.

The Funds have not requested and will not request an advance ruling from the U.S. Internal Revenue Service (the IRS) as to the U.S. federal income tax matters described below. The IRS could adopt positions contrary to those discussed below and such positions could be sustained. Prospective investors should consult their own tax advisors with regard to the U.S. federal tax consequences of the purchase, ownership or disposition of Shares, as well as the tax consequences arising under the laws of any state, locality, non-U.S. country or other taxing jurisdiction. The following information supplements, and should be read in conjunction with, the section in the SAI entitled U.S. Federal Income Taxation.

Tax Treatment of the Funds

Each Fund intends to qualify and elect to be treated as a separate regulated investment company (a RIC) under the Internal Revenue Code. To qualify and remain eligible for the special tax treatment accorded to RICs, a Fund must meet certain annual income and quarterly asset diversification requirements and must distribute annually at least 90% of the sum of (i) its investment company taxable income (which includes dividends, interest and net short-term capital gains) and (ii) certain net tax-exempt income, if any.

As a RIC, a Fund generally will not be required to pay corporate-level U.S. federal income taxes on any ordinary income or capital gains that it distributes to its shareholders. If a Fund fails to qualify as a RIC for any year (subject to certain curative measures allowed by the Internal Revenue Code), the Fund will be subject to regular corporate-level U.S. federal income tax in that year on all of its taxable income, regardless of whether the Fund makes any distributions to its shareholders. In addition, in such case, distributions will be taxable to the Fund's shareholders generally as ordinary dividends to the extent of the Fund's current and accumulated earnings and profits. The remainder of this discussion assumes that each Fund will qualify for the special tax treatment accorded to RICs.

Each Fund will be subject to a 4% excise tax on certain undistributed income if the Fund does not distribute to its shareholders in each calendar year at least 98% of its ordinary income for the calendar year, 98.2% of its capital gain net income for the twelve months ended October 31 of such year, plus 100% of any undistributed amounts from prior years. For these purposes, the Fund will be treated as having distributed any amount on which it has been subject to U.S. corporate income tax for the taxable year ending within the calendar year. Each Fund intends to make distributions necessary to avoid this 4% excise tax, although there can be no assurance that it will be able to do so.

A Fund may be required to recognize taxable income in advance of receiving the related cash payment. For example, if a Fund invests in original issue discount obligations (such as zero coupon debt instruments or debt instruments with payment-in-kind interest), the Fund will be required to include in income each year a portion of the original issue discount that accrues over the term of the obligation, even if the related cash payment is not received by the Fund until a later year. Under the wash sale rules, a Fund may not be able to deduct currently a loss on a disposition of a portfolio security. As a result, the Fund may be required to make an annual income distribution greater than the total cash actually received during the year. Such distribution may be made from the existing cash assets of the Fund or cash generated from selling portfolio securities. The Fund may realize gains or losses from such sales, in which event its shareholders may receive a larger capital gain distribution than they would in the absence of such transactions.

Tax Treatment of Fund Shareholders

Taxation of U.S. Shareholders

The following is a summary of certain U.S. federal income tax consequences of the purchase, ownership and disposition of Fund Shares applicable to U.S. shareholders. For purposes of this discussion, a U.S. shareholder is a beneficial owner of Fund Shares who, for U.S. federal income tax purposes, is (i) an individual who is a citizen or resident of the United States; (ii) a corporation (or an entity treated as a corporation for U.S. federal income tax purposes) created or organized in the United States or under the laws of the United States, or of any state thereof, or the District of Columbia; (iii) an estate, the income of which is includable in gross income for

U.S. federal income tax purposes regardless of its source; or (iv) a trust, if (1) a U.S. court is able to exercise primary supervision over the administration of such trust and one or more U.S. persons have the authority to control all substantial decisions of the trust, or (2) the trust has a valid election in place to be treated as a U.S. person.

Fund Distributions. In general, Fund distributions are subject to U.S. federal income tax when paid, regardless of whether they consist of cash or property, and regardless of whether they are re-invested in Shares. However, any Fund distribution declared in October, November or December of any calendar year and payable to shareholders of record on a specified date during such month will be deemed to have been received by the Fund shareholder on December 31 of such calendar year, provided such dividend is actually paid during January of the following calendar year.

Distributions of a Fund's net investment income (except, as discussed below, qualified dividend income) and net short-term capital gains are taxable as ordinary income to the extent of the Fund's current and accumulated earnings and profits. To the extent designated as capital gain dividends by the Fund, distributions of the Fund's net long-term capital gains in excess of net short-term capital losses (net capital gain) are taxable at long-term capital gain tax rates to the extent of the Fund's current and accumulated earnings and profits, regardless of the Fund shareholders holding period in the Fund's Shares. Distributions of qualified dividend income are, to the extent of the Fund's current and accumulated earnings and profits, taxed to certain non-corporate Fund shareholders at the rates generally applicable to long-term capital gain, provided that the Fund shareholder meets certain holding period and other requirements with respect to the distributing Fund's Shares and the distributing Fund meets certain holding period and other requirements with respect to its dividend-paying stocks. Substitute payments received on Fund Shares that are lent out will be ineligible for being reported as qualified dividend income.

Each Fund intends to distribute its net capital gain at least annually. However, by providing written notice to its shareholders no later than 60 days after its year-end, the Fund may elect to retain some or all of its net capital gain and designate the retained amount as a deemed distribution. In that event, the Fund pays U.S. federal income tax on the retained net capital gain, and the Fund shareholder recognizes a proportionate share of the Fund's undistributed net capital gain. In addition, the Fund shareholder can claim a tax credit or refund for the shareholders proportionate share of the Fund's U.S. federal income taxes paid on the undistributed net capital gain and increase the shareholders tax basis in the Shares by an amount equal to the shareholders proportionate share of the Fund's undistributed net capital gain, reduced by the amount of the shareholders tax credit or refund.

The Syntax Stratified U.S. Total Market Hedged ETF's hedging strategy may reduce or eliminate amounts that would otherwise be treated as qualified dividend income or capital gain dividends. Such dividends are likely to be treated as ordinary dividends.

Distributions in excess of a Fund's current and accumulated earnings and profits will, as to each shareholder, be treated as a tax- deferred return of capital to the extent of the shareholders tax basis in its Shares of the Fund, and generally as capital gain thereafter.

In addition, high-income individuals (and certain trusts and estates) generally will be subject to a 3.8% Medicare tax on net investment income in addition to otherwise applicable U.S. federal income tax. Net investment income generally will include dividends (including capital gain dividends) received from a Fund and net gains from the redemption or other disposition of Shares. Please consult your tax advisor regarding this tax.

Investors considering buying Shares just prior to a distribution should be aware that, although the price of the Shares purchased at such time may reflect the forthcoming distribution, such distribution nevertheless may be taxable (as opposed to a non-taxable return of capital).

Seeding. Contributions-in-kind may qualify for nonrecognition treatment to the contributing parties under Section 351 of the Internal Revenue Code, which would have corresponding consequences for the tax basis to the Fund in those contributed securities. There can be no assurances regarding the value or tax basis of the contributions in kind, which could result in a negative effect on after-tax returns to investors seeding your Fund and/or Underlying Funds, and/or other investors in your Fund. Additionally, your Fund makes no representations as to whether any of such contributions-in-kind qualify for Section 351 treatment, or as to any ancillary tax consequences. Such investors are urged to consult their own tax advisors.

Sales of Shares. Any capital gain or loss realized upon a sale or exchange of Shares generally is treated as a long-term gain or loss if the Shares have been held for more than one year. Any capital gain or loss realized upon a sale or exchange of Shares held for one year or less generally is treated as a short-term gain or loss, except that any capital loss on the sale or exchange of Shares held for six months or less is treated as long-term capital loss to the extent that capital gain dividends were paid (or deemed to be paid) with respect to the Shares.

Creation Unit Issues and Redemptions. On an issue of Shares of a Fund as part of a Creation Unit where the creation is conducted in-kind, unless the in-kind contribution qualifies for nonrecognition treatment under Section 351 of the Internal Revenue Code, an AP recognizes capital gain or loss equal to the difference between (i) the fair market value (at issue) of the issued Shares (plus any cash received by the AP as part of the issue) and (ii) the AP's aggregate basis in the exchanged securities (plus any cash paid by the AP as part of the issue). On a redemption of Shares as part of a Creation Unit where the redemption is conducted in-kind, an AP recognizes capital gain or loss equal to the difference between (i) the fair market value (at redemption) of the securities received (plus any cash received by the AP as part of the redemption) and (ii) the AP's basis in the redeemed Shares (plus any cash paid by the AP as part of the redemption). However, the IRS may assert, under the wash sale rules or on the basis that there has been no significant change in the AP's economic position, that any loss on creation or redemption of Creation Units cannot be deducted currently.

In general, any capital gain or loss recognized upon the issue or redemption of Shares (as components of a Creation Unit) is treated either as long-term capital gain or loss, if the deposited securities (in the case of an issue) or the Shares (in the case of a redemption) have been held for more than one year, or otherwise as short-term capital gain or loss. However, any capital loss on a redemption to the extent that capital gain dividends were paid (or deemed to be paid) with respect to such Shares.

Taxation of Non-U.S. Shareholders

The following is a summary of certain U.S. federal income tax consequences of the purchase, ownership and disposition of Fund Shares applicable to non-U.S. shareholders. For purposes of this discussion, a non-U.S. shareholder is a beneficial owner of Fund Shares that is not a U.S. shareholder (as defined above) and is not an entity or arrangement treated as a partnership for U.S. federal income tax purposes. The following discussion is based on current law and is for general information only. It addresses only selected, and not all, aspects of U.S. federal income taxation.

With respect to non-U.S. shareholders of a Fund, the Fund's ordinary income dividends generally will be subject to U.S. federal withholding tax at a rate of 30% (or at a lower rate established under an applicable tax treaty), subject to certain exceptions for interest-related dividends and short-term capital gain dividends discussed below. U.S. federal withholding tax generally will not apply to any gain realized by a non-U.S. shareholder in respect of a Fund's net capital gain. Special rules apply with respect to dividends of the Fund that are attributable to gain from the sale or exchange of U.S. real property interests.

In general, all interest-related dividends and short-term capital gain dividends (each defined below) will not be subject to U.S. federal withholding tax, provided that the non-U.S. shareholder furnished the Fund with a completed IRS Form W-8BEN or W-8BEN-E, as applicable, (or acceptable substitute documentation) establishing the non-U.S. shareholder's non-U.S. status and the Fund does not have actual knowledge or reason to know that the non-U.S. shareholder would be subject to such withholding tax if the non-U.S. shareholder were to receive the related amounts directly rather than as dividends from the Fund. Interest-related dividends generally means dividends designated by the Fund as attributable to such Fund's U.S.-source interest income, other than certain contingent interest and interest from obligations of a corporation or partnership in which such Fund is at least a 10% shareholder, reduced by expenses that are allocable to such income. Short-term capital gain dividends generally mean dividends designated by the Fund as attributable to the excess of such Fund's net short-term capital gain over its net long-term capital loss. Depending on its circumstances, the Fund may treat such dividends, in whole or in part, as ineligible for these exemptions from withholding.

In general, subject to certain exceptions, non-U.S. shareholders will not be subject to U.S. federal income or withholding tax in respect of a sale or other disposition of Shares of a Fund.

To claim a credit or refund for any Fund-level taxes on any undistributed net capital gain (as discussed above) or any taxes collected through back-up withholding (discussed below), a non-U.S. shareholder must obtain a U.S. taxpayer identification number and file a U.S. federal income tax return even if the non-U.S. shareholder would not otherwise be required to do so.

Back-Up Withholding

A Fund (or a financial intermediary such as a broker through which a shareholder holds Shares in the Fund) may be required to report certain information on the Fund shareholder to the IRS and withhold U.S. federal income tax (backup withholding) at a current rate of 28% from taxable distributions and redemption or sale proceeds payable to the Fund shareholder if (i) the Fund shareholder fails to provide the Fund with a correct taxpayer identification number or make required certifications, or if the IRS notifies the Fund that the Fund shareholder is otherwise subject to backup withholding, and (ii) the Fund shareholder is not otherwise exempt from backup withholding. Non-U.S. shareholders can qualify for exemption from backup withholding by submitting a properly completed IRS Form W-8BEN or W-8BEN-E. Backup withholding is not an additional tax and any amount withheld may be credited against the Fund shareholders U.S. federal income tax liability.

Foreign Account Tax Compliance Act

The U.S. Foreign Account Tax Compliance Act (FATCA) generally imposes a 30% withholding tax on withholdable payments (defined below) made to (i) a foreign financial institution (FFI), unless the FFI enters into an agreement with the IRS to provide information regarding certain of its direct and indirect U.S. account holders and satisfy certain due diligence and other specified requirements, and (ii) a non-financial foreign entity (NFFE) unless such NFFE provides certain information about its direct and indirect substantial U.S. owners to the withholding agent or certifies that it has no such U.S. owners. The beneficial owner of a withholdable payment may be eligible for a refund or credit of the withheld tax. The U.S. government also has entered into several intergovernmental agreements with other jurisdictions to provide an alternative, and generally easier, approach for FFIs to comply with FATCA. Withholdable payments generally include, among other items, (i) U.S.-source interest and dividends, and (ii) gross proceeds from the sale or disposition, occurring on or after January 1, 2019, of property of a type that can produce U.S.-source interest or dividends.

A Fund may be required to impose a 30% withholding tax on withholdable payments to a shareholder if the shareholder fails to provide the Fund with the information, certifications or documentation required under FATCA, including information, certification or documentation necessary for the Fund to determine if the shareholder is a non-U.S. shareholder or a U.S. shareholder and, if it is a non-U.S. shareholder, if the non-U.S. shareholder has substantial U.S. owners and/or is in compliance with (or meets an exception from) FATCA requirements. The Fund will not pay any additional amounts to shareholders in respect of any amounts withheld. The Fund may disclose any shareholder information, certifications or documentation to the IRS or other parties as necessary to comply with FATCA.

The requirements of, and exceptions from, FATCA are complex. All prospective shareholders are urged to consult their own tax advisors regarding the potential application of FATCA with respect to their own situation.

For a more detailed tax discussion regarding an investment in the Funds, please see the section of the SAI entitled U.S. Federal Income Taxation.

GENERAL INFORMATION

Syntax ETF Trust was organized as a Delaware statutory trust on June 27, 2013. If shareholders of a Fund are required to vote on any matters, shareholders are entitled to one vote for each Share they own. Annual meetings of shareholders will not be held except as required by the 1940 Act and other applicable law. See the SAI for more information concerning the Trust's form of organization.

For purposes of the 1940 Act, Shares of the Trust are issued by the respective series of the Trust and any acquisition of investment company shares by a Fund or of Shares by other investment companies (including by other Funds) is subject to the restrictions of section 12(d)(1) of the 1940 Act. The Funds of the Trust (as well as other investment companies acquiring Fund Shares) may rely on Rule 12d1-4 under the 1940 Act, which allows an investment company (such as a Fund) to invest its assets in other investment companies, including ETFs, in excess of the restrictions outlined in section 12(d)(1) if it satisfies certain conditions specified in the Rule, including, among other conditions, that the investment company and its advisory group will not control (individually or in the aggregate) an acquired fund (e.g., hold more than 25% of the outstanding voting securities of an acquired fund that is a registered open-end management investment company).

From time to time, a Fund may advertise yield and total return figures. Yield is a historical measure of dividend income, and total return is a measure of past dividend income (assuming that it has been reinvested) plus capital appreciation. Neither yield nor total return should be used to predict the future performance of a Fund.

PREMIUM/DISCOUNT INFORMATION

Information showing the number of days the market price of each Fund's Shares was greater than the Fund's NAV per Share (i.e. at a premium) and the number of days it was less than the Fund's NAV per Share (i.e. at a discount) for various time periods is available by visiting the Funds' website at www.SyntaxAdvisors.com.

CODE OF ETHICS

The Trust, the Adviser, the Sub-Adviser, the Options Sub-Adviser and Foreside Financial Group, LLC (on behalf of Foreside Fund Officer Services, LLC) have each adopted a code of ethics under Rule 17j-1 of the 1940 Act. These codes of ethics permit, subject to certain conditions, the personnel of each of those entities to invest in securities that may be purchased or held by the Funds. The Distributor relies on the principal underwriters' exception under Rule 17j-1(c)(3), specifically where the Distributor is not affiliated with the Trust or the Adviser, and no officer, director or general partner of the Distributor serves as an officer, director or general partner of the Trust or the Adviser. Each code of ethics is on public file with, and is available from, the SEC.

DISTRIBUTION PLAN

The Funds have adopted a Rule 12b-1 Distribution and Service Plan in accordance with Rule 12b-1 under the 1940 Act pursuant to which payments of up to 0.25% of a Fund's average daily net assets may be made for the sale and distribution of its Shares. However, the Board of Trustees has determined not to authorize payment of a 12b-1 Plan fee at this time. The 12b-1 Plan fee may only be imposed or increased when the Board of Trustees determines that it is in the best interests of shareholders to do so. Because Rule 12b-1 fees are paid out of a Fund's assets, over time, these fees increase the cost of your investment and they may cost you more than certain other types of sales charges.

OTHER INFORMATION

The Funds are not sponsored, endorsed, sold or promoted by NYSE Arca, Inc. NYSE Arca makes no representation or warranty, express or implied, to the owners of Shares or any member of the public regarding the advisability of investing in securities generally or in a Fund particularly or the ability of a Fund to achieve its objectives. NYSE Arca has no obligation or liability in connection with the administration, marketing or trading of the Funds.

For purposes of the 1940 Act, the Funds are registered investment companies, and the acquisition of Shares by other registered investment companies, or by a Fund in shares of other funds, and companies relying on exemption from registration as investment companies under Section 3(c)(1) or 3(c)(7) of the 1940 Act may invest in Shares in excess of the limits imposed by Section 12 of the 1940 Act subject to the conditions provided under Rule 12d1-4 of the 1940 Act.

FINANCIAL HIGHLIGHTS

The financial highlights tables are intended to help you understand the Syntax Stratified LargeCap ETF's, Syntax Stratified MidCap ETF's, Syntax Stratified SmallCap ETF's, Syntax Stratified U.S. Total Market ETF's, Syntax Stratified U.S. Total Market Hedged ETF's and Syntax Stratified Total Market II ETF's financial performance for the Funds' five most recent fiscal years (or the life of the Fund, if shorter). Certain information reflects financial results for a single Fund share. The total returns in each table represent the rate that an investor would have earned or lost on an investment in a Fund (assuming reinvestment of all dividends and distributions). This information has been audited by Cohen & Company, Ltd., the Funds' independent registered public accounting firm, whose report, along with the Funds' financial statements, is included in the Funds' annual report, which is available upon request.

Financial Highlights for the Syntax Stratified LargeCap II ETF are not included in this Prospectus because the Fund had not commenced operations prior to December 31, 2022.

Financial Highlights

Syntax Stratified LargeCap ETF

For a share outstanding throughout each period.

	Syntax Stratified LargeCap ETF			
	Year Ended December 31, 2022	Year Ended December 31, 2021	Year Ended December 31, 2020	For the Period January 2, 2019(a) to December 31, 2019
Net asset value, beginning of period	\$ 71.27	\$ 55.99	\$ 50.73	\$ 40.00
Income (loss) from investment operations:				
Net investment income (loss)(b)	1.03	0.92	0.88	0.84
Net realized and unrealized gain (loss)	(7.47)	15.14	5.29	10.68
Total from investment operations	(6.44)	16.06	6.17	11.52
Less Distributions from:				
Net investment income	(1.08)	(0.78)	(0.82)	(0.79)
Net realized gains	—	—	(0.09)	—
Net asset value, end of period	\$ 63.75	\$ 71.27	\$ 55.99	\$ 50.73
Total return(c)	(9.02)%(d)	28.76%	12.18%	28.81%(e)
Ratios and Supplemental Data:				
Net assets, end of period (000s)	\$ 97,219	\$ 108,685	\$ 41,989	\$ 62,149
Ratios to average net assets:				
Total expenses	0.45%	0.45%	0.45%	0.80%(f)
Net expenses(g)	0.30%	0.30%	0.30%	0.30%(f)
Net investment income (loss)(g)	1.58%	1.39%	1.83%	1.80%(f)
Portfolio turnover rate(h)	31%	25%	36%	34%(e)

(a) Fund commenced operations on January 2, 2019.

(b) Per Share numbers have been calculated using the average shares method.

(c) Total return is calculated assuming a purchase of Shares at net asset value per Share on the first day and a sale at net asset value per Share on the last day of each period reported. Distributions are assumed, for the purposes of this calculation, to be reinvested at the net asset value per Share on the respective payment dates of the Fund. Total return for a period of less than one year is not annualized. Broker commission charges are not included in this calculation. Past performance is no guarantee of future results. Performance results do not reflect the deduction of taxes that a shareholder would pay on fund distributions or on the redemption or sale of fund shares. Performance would have been lower had the waivers/reimbursements not been in effect.

(d) If the Sub-Adviser had not made a special reimbursement during the year ended December 31, 2022, the total return would have been (9.13)%. See Note 6.

(e) Not annualized.

(f) Annualized.

(g) Net of expenses waived/reimbursed by the Advisor.

(h) Portfolio turnover rate excludes securities received or delivered from in-kind processing of creations or redemptions of Shares.

Financial Highlights

Syntax Stratified MidCap ETF

For a share outstanding throughout each period.

	Syntax Stratified MidCap ETF		
	Year Ended December 31, 2022	Year Ended December 31, 2021	For the Period January 16, 2020(a) to December 31, 2020
Net asset value, beginning of period	\$ 40.72	\$ 34.21	\$ 30.00
Income (loss) from investment operations:			
Net investment income (loss)(b)	0.35	0.31	0.29
Net realized and unrealized gain (loss)	(5.49)	7.14	4.22
Total from investment operations	(5.14)	7.45	4.51
Less Distributions from:			
Net investment income	(0.36)	(0.28)	(0.30)
Net realized gains	—	(0.66)	—
Net asset value, end of period	\$ 35.22	\$ 40.72	\$ 34.21
Total return(c)	(12.61)%	21.95%	15.04%(d)
Ratios and Supplemental Data:			
Net assets, end of period (000s)	\$ 10,566	\$ 10,181	\$ 3,421
Ratios to average net assets:			
Total expenses	0.45%	0.45%	0.45%(e)
Net expenses(f)	0.35%	0.34%	0.30%(e)
Net investment income (loss)(f)	0.97%	0.77%	1.10%(e)
Portfolio turnover rate(g)	45%	50%	52%(d)

(a) Fund commenced operations on January 16, 2020.

(b) Per Share numbers have been calculated using the average shares method.

(c) Total return is calculated assuming a purchase of Shares at net asset value per Share on the first day and a sale at net asset value per Share on the last day of each period reported. Distributions are assumed, for the purposes of this calculation, to be reinvested at the net asset value per Share on the respective payment dates of the Fund. Total return for a period of less than one year is not annualized. Broker commission charges are not included in this calculation. Past performance is no guarantee of future results. Performance results do not reflect the deduction of taxes that a shareholder would pay on fund distributions or on the redemption or sale of fund shares. Performance would have been lower had the waivers/reimbursements not been in effect.

(d) Not annualized.

(e) Annualized.

(f) Net of expenses waived/reimbursed by the Advisor.

(g) Portfolio turnover rate excludes securities received or delivered from in-kind processing of creations or redemptions of Shares.

Financial Highlights

Syntax Stratified SmallCap ETF

For a share outstanding throughout each period.

	Syntax Stratified SmallCap ETF		
	Year Ended December 31, 2022	Year Ended December 31, 2021	For the Period May 28, 2020(a) to December 31, 2020
Net asset value, beginning of period	\$ 50.38	\$ 43.07	\$ 30.00
Income (loss) from investment operations:			
Net investment income (loss)(b)	0.44	0.45	0.20
Net realized and unrealized gain (loss)	(9.79)	10.44	13.24
Total from investment operations	(9.35)	10.89	13.44
Less Distributions from:			
Net investment income	(0.46)	(0.47)	(0.19)
Net realized gains	—	(3.11)	(0.18)
Net asset value, end of period	\$ 40.57	\$ 50.38	\$ 43.07
Total return(c)	(18.55)%(d)	25.72%	44.82%(e)
Ratios and Supplemental Data:			
Net assets, end of period (000s)	\$ 18,256	\$ 21,410	\$ 17,226
Ratios to average net assets:			
Total expenses	0.45%	0.45%	0.45%(f)
Net expenses(g)	0.40%	0.37%	0.30%(f)
Net investment income (loss)(g)	1.01%	0.87%	0.93%(f)
Portfolio turnover rate(h)	50%	40%	40%(e)

(a) Fund commenced operations on May 28, 2020.

(b) Per Share numbers have been calculated using the average shares method.

(c) Total return is calculated assuming a purchase of Shares at net asset value per Share on the first day and a sale at net asset value per Share on the last day of each period reported. Distributions are assumed, for the purposes of this calculation, to be reinvested at the net asset value per Share on the respective payment dates of the Fund. Total return for a period of less than one year is not annualized. Broker commission charges are not included in this calculation. Past performance is no guarantee of future results. Performance results do not reflect the deduction of taxes that a shareholder would pay on fund distributions or on the redemption or sale of fund shares. Performance would have been lower had the waivers/reimbursements not been in effect.

(d) If the Sub-Adviser had not made a special reimbursement during the year ended December 31, 2022, the total return would have been (18.68)%. See Note 6.

(e) Not annualized.

(f) Annualized.

(g) Net of expenses waived/reimbursed by the Advisor.

(h) Portfolio turnover rate excludes securities received or delivered from in-kind processing of creations or redemptions of Shares.

Financial Highlights

Syntax Stratified U.S. Total Market ETF

For a share outstanding throughout each period.

	Syntax Stratified U.S. Total Market ETF	
	Year Ended December 31, 2022	For the Period March 18, 2021(a) to December 31, 2021
Net asset value, beginning of period	\$ 45.42	\$ 40.00
Income (loss) from investment operations:		
Net investment income (loss)(b)	0.78	0.56
Net realized and unrealized gain (loss)	(5.34)	5.52
Total from investment operations	(4.56)	6.08
Less Distributions from:		
Net investment income	(0.63)	(0.62)
Net realized gains	(0.04)	(0.04)
Net asset value, end of period	<u>\$ 40.19</u>	<u>\$ 45.42</u>
Total return(c)	(10.05)%	15.20%(d)
Ratios and Supplemental Data:		
Net assets, end of period (000s)	\$ 12,058	\$ 17,032
Ratios to average net assets:		
Total expenses	0.75%	0.76%(e)
Net expenses(f)	0.04%	0.05%(e)
Net investment income (loss)(f)	1.87%	1.64%(e)
Portfolio turnover rate(g)	1%	2%(d)

(a) Fund commenced operations on March 18, 2021.

(b) Per Share numbers have been calculated using the average shares method.

(c) Total return is calculated assuming a purchase of Shares at net asset value per Share on the first day and a sale at net asset value per Share on the last day of each period reported. Distributions are assumed, for the purposes of this calculation, to be reinvested at the net asset value per Share on the respective payment dates of the Fund. Total return for a period of less than one year is not annualized. Broker commission charges are not included in this calculation. Past performance is no guarantee of future results. Performance results do not reflect the deduction of taxes that a shareholder would pay on fund distributions or on the redemption or sale of fund shares. Performance would have been lower had the waivers/reimbursements not been in effect.

(d) Not annualized.

(e) Annualized.

(f) Net of expenses waived/reimbursed by the Advisor.

(g) Portfolio turnover rate excludes securities received or delivered from in-kind processing of creations or redemptions of Shares.

Financial Highlights

Syntax Stratified U.S. Total Market Hedged ETF

For a share outstanding throughout each period.

Syntax Stratified U.S. Total Market Hedged ETF		
	Year Ended December 31, 2022	For the Period June 15, 2021(a) to December 31, 2021
Net asset value, beginning of period	\$ 41.39	\$ 40.40
Income (loss) from investment operations:		
Net investment income (loss)(b)	0.37	0.43
Net realized and unrealized gain (loss)	(1.83)	1.00(c)
Total from investment operations	(1.46)	1.43
Less Distributions from:		
Net investment income	(0.40)	(0.44)
Net realized gains	(0.90)	—
Net asset value, end of period	<u>\$ 38.63</u>	<u>\$ 41.39</u>
Total return(d)	(3.53)%	3.54%(e)
Ratios and Supplemental Data:		
Net assets, end of period (000s)	\$ 39,594	\$ 45,527
Ratios to average net assets:		
Total expenses	1.00%	1.00%(f)
Net expenses(g)	0.38%	0.38%(f)
Net investment income (loss)(g)	0.94%	1.96%(f)
Portfolio turnover rate(h)	35%	88%(e)

(a) Fund commenced operations on June 15, 2021.

(b) Per Share numbers have been calculated using the average shares method.

(c) As required by SEC standard per share data calculation methodology, this represents a balancing figure derived from the other amounts in the financial highlights table that captures all other changes affecting net asset value per share. This per share gain or loss amount does not correlate to the aggregate of the net realized and unrealized gain or loss in the Statements of Operations for the year ended December 31, 2021, primarily due to the timing of sales and repurchases of the Fund's shares in relation to fluctuating market values of the Fund's portfolio.

(d) Total return is calculated assuming a purchase of Shares at net asset value per Share on the first day and a sale at net asset value per Share on the last day of each period reported. Distributions are assumed, for the purposes of this calculation, to be reinvested at the net asset value per Share on the respective payment dates of the Fund. Total return for a period of less than one year is not annualized. Broker commission charges are not included in this calculation. Past performance is no guarantee of future results. Performance results do not reflect the deduction of taxes that a shareholder would pay on fund distributions or on the redemption or sale of fund shares. Performance would have been lower had the waivers/reimbursements not been in effect.

(e) Not annualized.

(f) Annualized.

(g) Net of expenses waived/reimbursed by the Advisor.

(h) Portfolio turnover rate excludes securities received or delivered from in-kind processing of creations or redemptions of Shares.

Financial Highlights

Syntax Stratified Total Market II ETF

For a share outstanding throughout each period.

	Syntax Stratified Total Market II ETF
	For the Period June 14, 2022(a) to December 31, 2022
Net asset value, beginning of period	\$ 37.04
Income (loss) from investment operations:	
Net investment income (loss)(b)	0.41
Net realized and unrealized gain (loss)	2.67
Total from investment operations	3.08
Less Distributions from:	
Net investment income	(0.62)
Net realized gains	(0.12)
Net asset value, end of period	\$ 39.38
Total return(c)	8.29%(d)
Ratios and Supplemental Data:	
Net assets, end of period (000s)	\$ 7,875
Ratios to average net assets:	
Total expenses	0.75%(e)
Net expenses(f)	0.05%(e)
Net investment income (loss)(f)	1.79%(e)
Portfolio turnover rate(g)	11%(d)

(a) Fund commenced operations on June 14, 2022.

(b) Per Share numbers have been calculated using the average shares method.

(c) Total return is calculated assuming a purchase of Shares at net asset value per Share on the first day and a sale at net asset value per Share on the last day of each period reported. Distributions are assumed, for the purposes of this calculation, to be reinvested at the net asset value per Share on the respective payment dates of the Fund. Total return for a period of less than one year is not annualized. Broker commission charges are not included in this calculation. Past performance is no guarantee of future results. Performance results do not reflect the deduction of taxes that a shareholder would pay on fund distributions or on the redemption or sale of fund shares. Performance would have been lower had the waivers/reimbursements not been in effect.

(d) Not annualized.

(e) Annualized.

(f) Net of expenses waived/reimbursed by the Advisor.

(g) Portfolio turnover rate excludes securities received or delivered from in-kind processing of creations or redemptions of Shares.

WHERE TO LEARN MORE ABOUT THE FUNDS

This Prospectus does not contain all the information included in the Registration Statement filed with the SEC with respect to the Funds' Shares. Each Fund's SAI and, when available, the annual and semi-annual reports to shareholders, each of which are filed with the SEC as well as made available for download at www.SyntaxAdvisors.com, provide more information about each Fund. In the annual report, you will find a discussion of the market conditions and investment strategies that significantly affected a Fund's performance during the Fund's last fiscal year, as applicable. The SAI and the financial statements included in the Trust's annual report to shareholders are incorporated herein by reference (i.e., they are legally part of this Prospectus), which may also be obtained without charge, upon request, by writing to the Distributor, Three Canal Plaza, Suite 100, Portland, Maine, 04101, by visiting the Funds' website at www.SyntaxAdvisors.com or by calling the following number: (866) 972-4492.

Investor Information:

The Registration Statement, including this Prospectus, the SAI, and the exhibits as well as any shareholder reports may be reviewed on the EDGAR Database on the SEC's website (<http://www.sec.gov>). You may get copies of this and other information after paying a duplicating fee, by electronic request at the following e-mail address: publicinfo@sec.gov, or by writing the Public Reference Section of the SEC, Washington, D.C. 20549-1520.

Shareholder inquiries may be directed to the Funds in writing to Syntax Advisors, LLC at One Liberty Plaza, 46th Floor, New York, NY 10006 or by calling the Investor Information number listed above.

No person has been authorized to give any information or to make any representations other than those contained in this Prospectus in connection with the offer of the Funds' Shares, and, if given or made, the information or representations must not be relied upon as having been authorized by the Trust or the Funds. Neither the delivery of this Prospectus nor any sale of Shares shall under any circumstance imply that the information contained herein is correct as of any date after the date of this Prospectus.

Dealers effecting transactions in the Funds' Shares, whether or not participating in this distribution, are generally required to deliver a Prospectus. This is in addition to any obligation of dealers to deliver a Prospectus when acting as underwriters.

Investment Company Act File No.:
811-23227